

ConnectorMax Analysis Software

DELIVERING FAST PASS/FAIL ASSESSMENT OF CONNECTOR ENDFACES



ConnectorMax delivers clear-cut pass/fail verdicts, eliminating guesswork in the field and helping you save time and money

KEY FEATURES

Automatic pass/fail analysis in the portable FTB-1, FTB-200 and FTB-500 platforms

Lightning-fast: results in a few seconds through simple one-touch operation

Full test reports for future referencing

Compatible with EXFO's FIP-400 series probes

APPLICATIONS

Connector inspection and certification

Network troubleshooting

IEC/IPC-compliant network acceptance testing

COMPLEMENTARY PRODUCTS



Platform
FTB-1



Compact Platform
FTB-200



Platform
FTB-500



Fiber Inspector Probe
FIP-400



Software
FastReporter



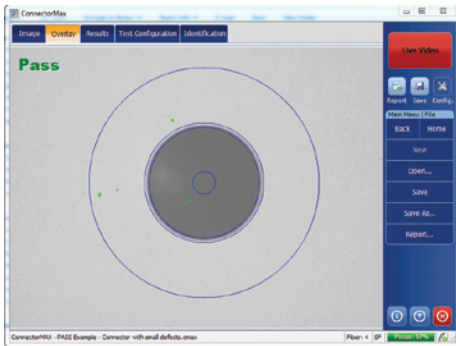
Assessing
Next-Gen Networks

OUT WITH GUESSWORK, IN WITH TIME AND MONEY SAVINGS

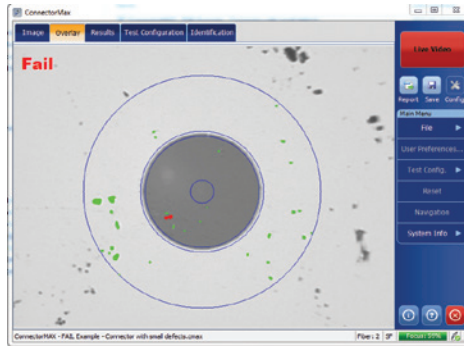
Delivering fast pass/fail assessment of connector endfaces, EXFO's ConnectorMax Analysis Software is designed to save both time and money in the field. The industry's first platform-based, automated inspection application, ConnectorMax eliminates guesswork, instead providing clear-cut connector endface analysis.

ConnectorMax enables field technicians to analyze defects and scratches and measure their impact on connector performance. Results are then compared against pre-programmed IEC/IPC standards or user-defined criteria, leading to accurate pass/fail verdicts established right on-site.

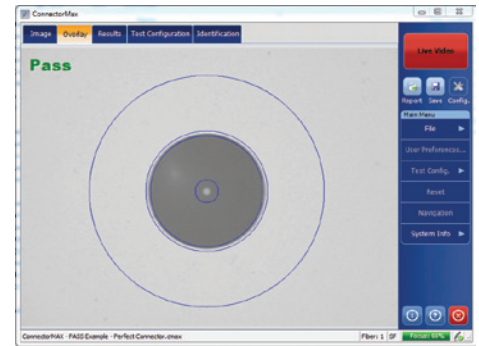
ConnectorMax therefore helps avoid two time- and money-consuming situations: undetected connector defects that force technicians to later return to the site, and unnecessary replacement of connectors whose slight defects are not enough to get a "fail" verdict.



Imperfect connector still meeting acceptance criteria.



Defective connector failing acceptance criteria.



Connector free of any defect.

KEY FEATURES	BENEFITS
Housed in the FTB-1, FTB-200 and FTB-500 platforms	All-in-one test solution: processing and reporting done on-site—no need for a PC
Quick and easy image capture	Full test reports combining statistical and visual data, for future referencing
Clear pass/fail results through simple one-button operation	Simplify and speed up connector assessment in the field
Test procedures that comply with IEC 61300-3-35 and IPC 8497-1 standards	Consistent, repeatable results
Focus meter	Prevents out-of-focus analysis, ensuring consistent results all the time

Additional features

Autosave and Reset feature for multiple-pass cleaning procedures

Autonaming

Automatic report documentation in multiple formats

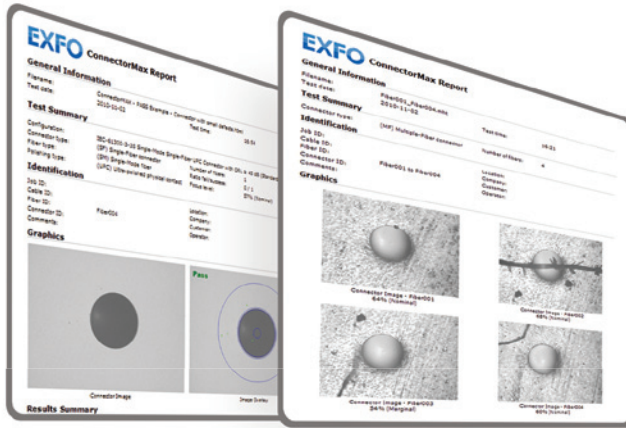
Multifiber reporting

Full file documentation (job, cable, fiber, connector and location IDs, customer, operator, company, etc.)

Document Your Work

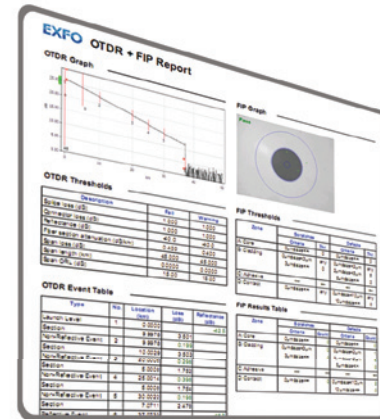
ConnectorMax Analysis Software comes with extensive reporting capabilities enabling you to automatically generate full reports in various formats, including the single-file .mhtml format—right on-site.

Advanced reporting and batch processing capabilities are available through our FastReporter data post-processing software, including combined OTDR and FIP reports. For more information, please consult the FastReporter brochure.



Single fiber connector report.

Multifiber connector report.



OTDR and FIP report (option available with FastReporter).

CONNECTORMAX SOFTWARE GENERAL SPECIFICATIONS

Platform Compatibility

FTB-1, FTB-200*, FTB-500

PC Compatibility and System Requirements

To be able to install and run ConnectorMax on your computer, you must meet the minimum requirements below:

SYSTEM ELEMENT	MINIMUM REQUIREMENTS (WINDOWS XP)	MINIMUM REQUIREMENTS (WINDOWS VISTA 32 AND 64 BITS)	MINIMUM REQUIREMENTS WINDOWS 7 (32 AND 64 BITS)
Processor	Pentium (800 MHz or higher recommended)	Pentium (1.6 GHz or higher recommended)	Pentium (1.6 GHz or higher recommended)
RAM	256 MB (512 MB recommended)	256 MB (1 GB recommended)	512 MB (2 GB recommended)
Disk space	400 MB	400 MB	400 MB
Monitor	EXFO recommends a minimum screen resolution of 800 X 600 and a color quality value of at least 16 bits.		
Other requirements	.NET Framework 2.0 SP1 DirectX 9.0 (Windows XP, Vista and Windows 7) USB 2.0 (with Windows XP, Vista and Windows 7)		

SOFTWARE FEATURES	
Fiber inspection	Single fiber Multiple fiber (software option)
Analysis	Single fiber (software option)
Reporting format	HTML MHTML

* Compatible with FTB-200 v2.

Fiber Inspection Probe Compatibility

TIP DESCRIPTION	TIP CODE	INSPECTION COMPATIBILITY	ANALYSIS COMPATIBILITY (OPTIONAL)
Universal patchcord tip for 1.25 mm ferrule	FIPT-400-U12M	X	X
LC tip for PC bulkhead adapter	FIPT-400-LC	X	X
FC and SC APC tip for bulkhead adapter	FIPT-400-FC-SC-APC	X	X
Universal patchcord tip for 2.5 mm APC ferrule	FIPT-400-U25MA	X	X
Universal patchcord tip for 1.25 mm APC ferrule	FIPT-400-U12MA	X	X
ST tip for UPC bulkhead adapter	FIPT-400-ST	X	X
FC and SC tip for bulkhead adapter	FIPT-400-FC-SC	X	X
Universal patchcord tip for 2.5 mm PC ferrule	FIPT-400-U25M	X	X
SC tip for bulkhead adapter (extended)	FIPT-400-SC-L	X	X
MU tip for UPC bulkhead adapter	FIPT-400-MU	X	X
E-2000 tip for PC bulkhead adapter	FIPT-400-E2000	X	X
FC and SC angled tip for bulkhead (60 degree)	FIPT-400-FC-SC-A6	X	X
MU-L tip for UPC bulkhead adapter	FIPT-400-MU-L	X	X
D4 tip for bulkhead adapter	FIPT-400-D4	X	X
Universal patchcord tip for male ferrule	FIPT-400-U20M2	X	X
Lemo tip for bulkhead adapter	FIPT-400-Lemo	X	X
E-2000 tip for APC bulkhead adapter	FIPT-400-E2000-APC	X	
OptiTap™ tip for APC bulkhead adapter	FIPT-400-OTAP-APC	X	
MT/APC type OptiTip™ for male and female connectors	FIPT-400-OTIP-MT-APC	X	
MT/APC type OptiTip™ for male connectors	FIPT-400-OTIP-MT-APC/M	X	
LC tip for APC bulkhead adapter	FIPT-400-LC-APC	X	
LC angled tip for bulkhead adapter (60 degree)	FIPT-400-LC-A6	X	
LX.5 tip for UPC bulkhead adapter	FIPT-400-LX5	X	
LX.5 tip for APC bulkhead adapter	FIPT-400-LX5-APC	X	
MTP/APC tip for bulkhead adapter (extended, reversible)	FIPT-400-MTPA2	X	
MTP2 tip for bulkhead adapter (extended, reversible)	FIPT-400-MTP2	X	
MTP2 replaceable nozzle for MTP2 (extended, reversible)	FIPT-400-MTP2-TIP	X	
MTPA replaceable nozzle for MTP2 (extended, reversible)	FIPT-400-MTPA-TIP	X	
Bulkhead adapter tip	FIPT-400-ADAPTER	X	
SMA tip for bulkhead adapter	FIPT-400-SMA	X	
SMA tip for male connector	FIPT-400-SMAM	X	
Universal patchcord tip for 1.6 mm PC ferrule	FIPT-400-U16M	X	
MTRJ tip for bulkhead adapter	FIPT-400-MTRJ	X	
SC tip for APC bulkhead adapter (extended)	FIPT-400-SC-APC-L	X	

Refer to EXFO's documentation or contact your vendor for additional information on the most recent FIP-400 tips that may not be listed above.

HARDWARE GENERAL SPECIFICATIONS

FIP-400 FIBER INSPECTION PROBE	
Size (H x W x D) without tip cap with tip cap	38 mm x 32 mm x 170 mm (1 1/2 in x 1 1/4 in x 6 11/16 in) 38 mm x 32 mm x 200 mm (1 1/2 in x 1 1/4 in x 7 3/4 in)
Weight	0.2 kg (0.44 lb)
Resolution	<2 µm, 0.7 µm (typical)
Field of view	625 µm x 464 µm (low magnification) ^a 412 µm x 306 µm (high magnification)
Light source	Blue LED
Lighting technique	Coaxial
Capture button	Present on all models
Connector	EXFO probe port type (8 pin mini-DIN)
Focus control	Adjustable on the probe
Optical magnification	Adjustable, low and high (dual model only)
Temperature operating storage	-10 °C to 50 °C -40 °C to 70 °C
Relative humidity	0 % to 95 % non-condensing

FIBER PROBE VIEWER	
Size (H x W x D)	50 mm x 99 mm x 190 mm (1 15/16 in x 3 7/8 in x 7 1/2 in)
Weight ^b	0.3 kg (0.66 lb)
LCD screen	3.5 in TFT active matrix (320 x 240 pixels)
Power	Rechargeable Li-ion battery or AC adapter/charger
Battery life	3 hours (continuous use)
Charging time	4 hours
Connector	EXFO probe port type (8 pin mini-DIN)

USB CONVERTER	USB 1.1 MODEL	USB 2.0 MODEL
Size (H x W x D)	20 mm x 36 mm x 90 mm (3/16 in x 1 7/16 in x 3 9/16 in)	19 mm x 36 mm x 95 mm (3/4 in x 1 7/16 in x 3 3/4 in)
Connectors	EXFO probe port type (8 pin mini-DIN)/USB	EXFO probe port type (8 pin mini-DIN)/USB
Capture button	No	Yes
ConnectorMax compatibility	No	Yes

Notes

- a. Dual model only.
- b. Without battery.

ORDERING INFORMATION

Platform

FPSA

Fiber inspection probe analysis software for portable platform

FPSAMF

ConnectorMax kit:

- Single-fiber analysis and reporting
- Multiple-fiber connectors wizard and reporting

PC

FPSA-PCFiber inspection probe analysis software for PC or laptop ^a**FPSAMF-PC**

ConnectorMax kit:

- Single-fiber analysis and reporting
- Multiple-fiber connectors wizard and reporting

Note

a. The FIP-400-USB2, USB 2.0 Converter Module is required and sold separately.

EXFO Corporate Headquarters > 400 Godin Avenue, Quebec City (Quebec) G1M 2K2 CANADA | Tel.: +1 418 683-0211 | Fax: +1 418 683-2170 | info@EXFO.com

Toll-free: +1 800 663-3936 (USA and Canada) | www.EXFO.com

EXFO America	3701 Plano Parkway, Suite 160	Plano, TX 75075 USA	Tel.: +1 800 663-3936	Fax: +1 972 836-0164
EXFO Asia	100 Beach Road, #22-01/03 Shaw Tower	SINGAPORE 189702	Tel.: +65 6333 8241	Fax: +65 6333 8242
EXFO China	36 North, 3 rd Ring Road East, Dongcheng District Room 1207, Tower C, Global Trade Center	Beijing 100013 P. R. CHINA	Tel.: + 86 10 5825 7755	Fax: +86 10 5825 7722
EXFO Europe	Omega Enterprise Park, Electron Way	Chandlers Ford, Hampshire S053 4SE ENGLAND	Tel.: +44 2380 246810	Fax: +44 2380 246801
EXFO NetHawk	Elektronikkatie 2	FI-90590 Oulu, FINLAND	Tel.: +358 (0)403 010 300	Fax: +358 (0)8 564 5203
EXFO Service Assurance	270 Billerica Road	Chelmsford, MA 01824 USA	Tel.: +1 978 367-5600	Fax: +1 978 367-5700

EXFO is certified ISO 9001 and attests to the quality of these products. This device complies with Part 15 of the FCC Rules. Operation is subject to the following two conditions: (1) this device may not cause harmful interference, and (2) this device must accept any interference received, including interference that may cause undesired operation. EXFO has made every effort to ensure that the information contained in this specification sheet is accurate. However, we accept no responsibility for any errors or omissions, and we reserve the right to modify design, characteristics and products at any time without obligation. Units of measurement in this document conform to SI standards and practices. In addition, all of EXFO's manufactured products are compliant with the European Union's WEEE directive. For more information, please visit www.EXFO.com/recycle. Contact EXFO for prices and availability or to obtain the phone number of your local EXFO distributor.

For the most recent version of this spec sheet, please go to the EXFO website at www.EXFO.com/specs.

In case of discrepancy, the Web version takes precedence over any printed literature.