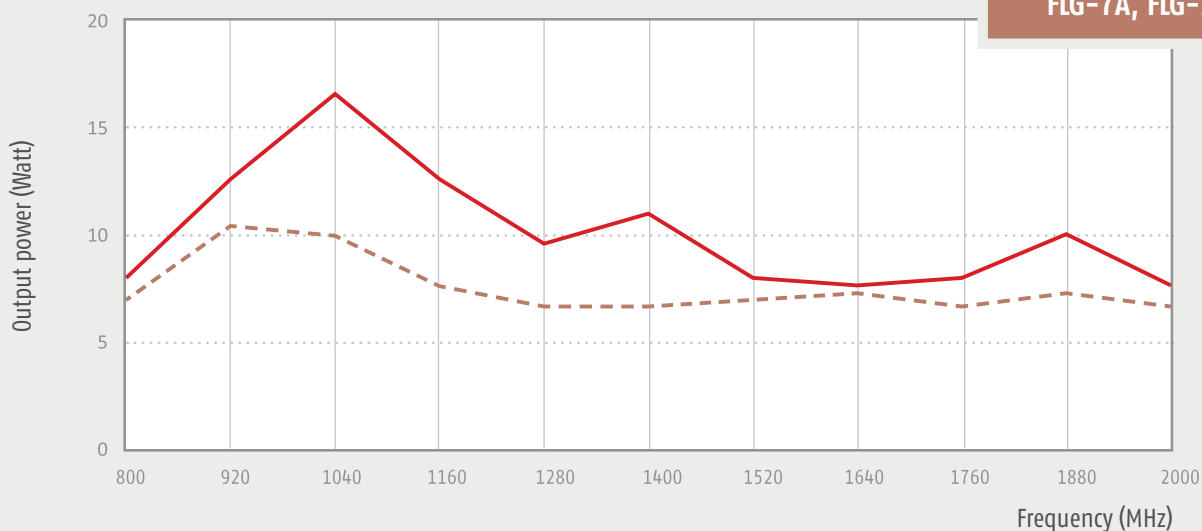


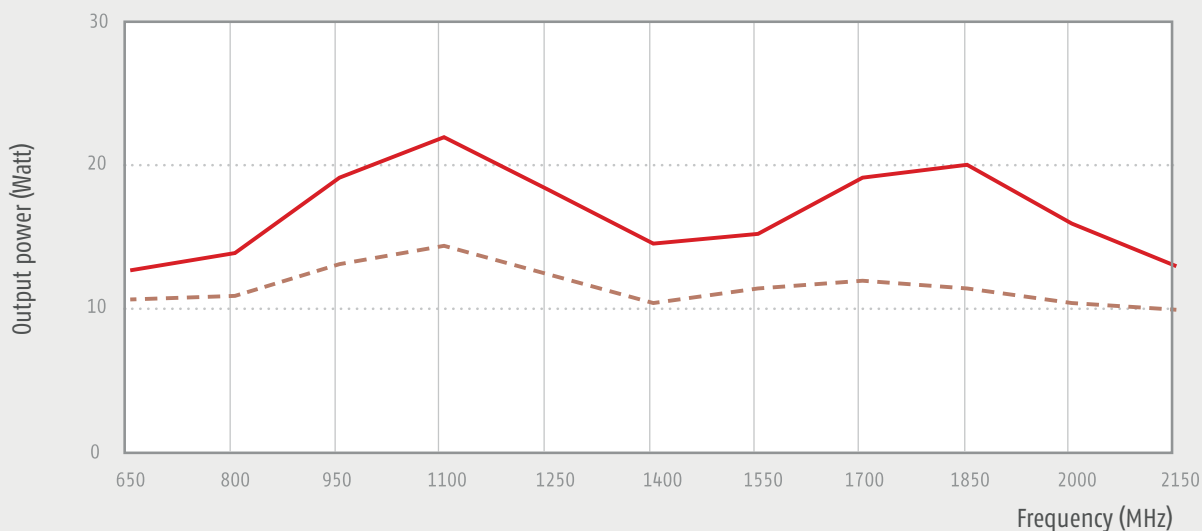
Part Number		FLG-7A	FLG-12A	FLG-25A
Frequency range		0.8GHz-2GHz	0.8GHz-2GHz	1GHz-2GHz
Output Power typ.		7 W	12 W	25 W
Output Power @ 1dB Compression, typ. min.		see Diagramm	see Diagramm	see Diagramm
RF Input, max.		+10 dBm	+10 dBm	+10 dBm
Gain, typ.		+39 dB	+41 dB	+44 dB
Flatness, typ.		±1.5 dB	±1 dB	±1.5 dB
IP3, typ.		+47 dBm	+50 dBm	+53 dBm
Input VSWR, max.		2:1	2:1	2:1
Harmonics @ 1 dB comp., typ.		-20 dBc @ 5W	-20 dBc @ 10W	-20 dBc @ 20W
Spurious Signals @ 1 dB comp., typ.		<-60 dBc @ 5W	<-60 dBc @ 10W	<-60 dBc @ 20W
Input / Output Impedance		50 Ω / 50 Ω	50 Ω / 50 Ω	50 Ω / 50 Ω
Connectors In / Out		N(f)N(f)	N(f)N(f)	N(f)N(f)
Dimensions (mm)	W	483 (19")	483 (19")	483 (19")
	H	89	134	134
	D	458	508	508
Weight		12 kg	15 kg	19 kg
AC Power Input (W)		100	140	400
Power Supply (VAC)		100-240	100-240	100-240
Phases		1	1	1
Operating Temperature (°C)		0/+50	0/+50	0/+50
Operating Humidity Non-Condensing (%)		95	95	95
Cooling		Internal forced air	Internal forced air	Internal forced air
Circuit Protection		Thermal Overload	Thermal Overload Over Current Over Voltage	Thermal Overload Over Current Over Voltage
Following types available:		S, E	S, E	S, E

FLG-7A

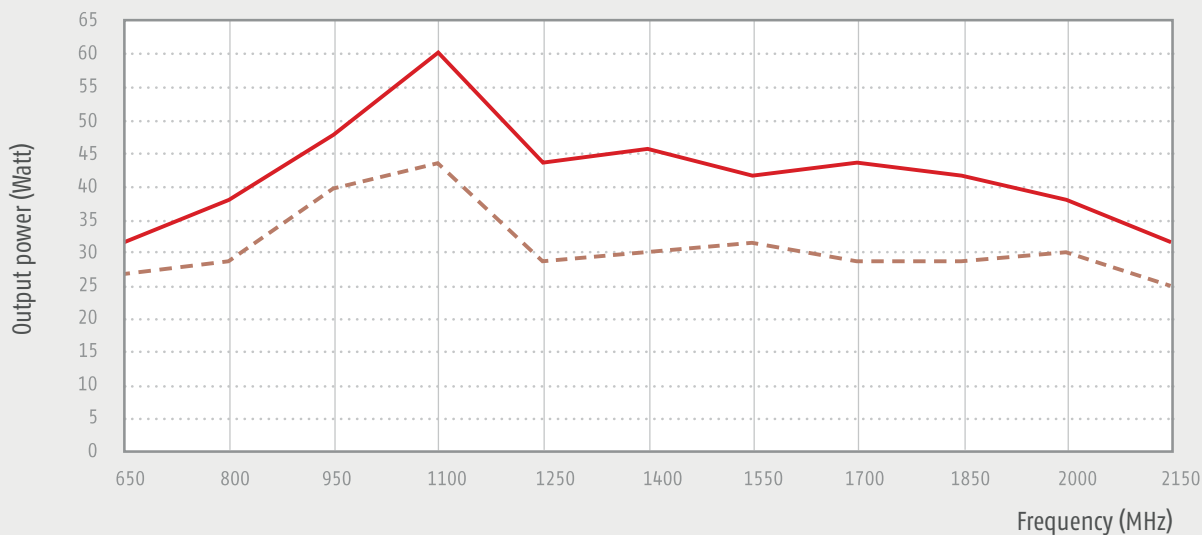
FLG-7A, FLG-12A, FLG-25A



FLG-12A



FLG-25A



Output Power (compression max. = 1dB)

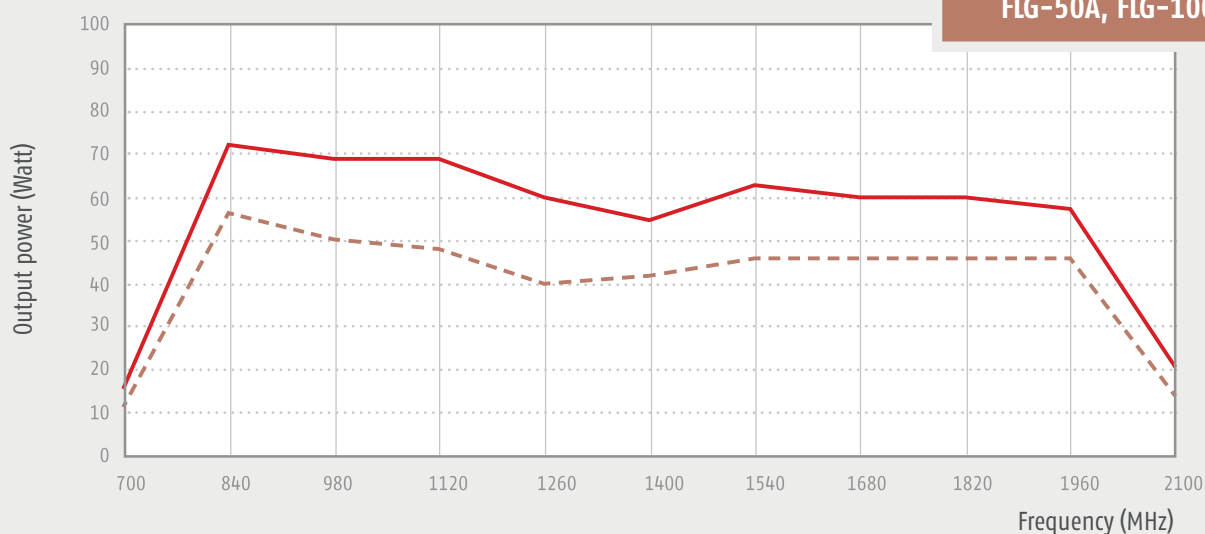
Output Power (compression max. = 3dB)

0,8 GHz – 2 GHz

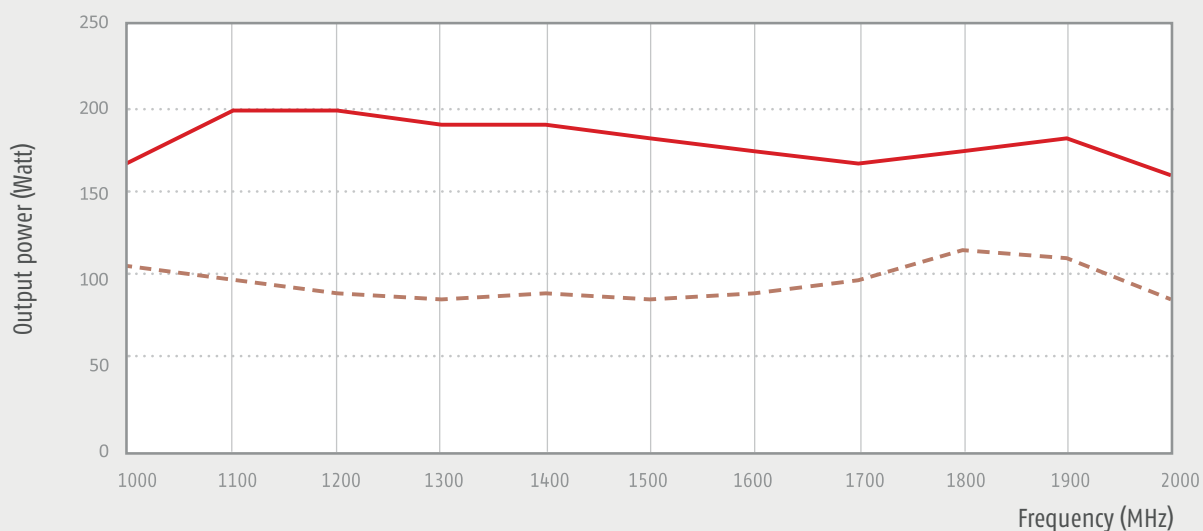
Part Number		FLG-50A	FLG-100A	FLG-200A
Frequency range		0.8GHz-2GHz	0.8GHz-2GHz	0.8GHz-2GHz
Output Power typ.		50 W	120 W	200 W
Output Power @ 1dB Compression, typ. min.		see Diagramm	see Diagramm	see Diagramm
RF Input, max.		0 dBm	+10 dBm	+10 dBm
Gain, typ.		+48 dB	+52 dB	+54 dB
Flatness, typ.		±1.5 dB	±2 dB	±2 dB
IP3, typ.		+56 dBm	+59 dBm	+62 dBm
Input VSWR, max.		2:1	2:1	2:1
Harmonics @ 1 dB comp., typ.		-20 dBc @ 35W	-20 dBc @ 80W	-20 dBc @ 150W
Spurious Signals @ 1 dB comp., typ.		<-60 dBc @ 35W	<-60 dBc @ 80W	<-60 dBc @ 150W
Input / Output Impedance		50 Ω / 50 Ω	50 Ω / 50 Ω	50 Ω / 50 Ω
Connectors In / Out		N(f)N(f)	N(f)N(f)	N(f)N(f)
Dimensions (mm)	W	483 (19")	483 (19")	483 (19")
	H	134	134	223
	D	508	508	508
Weight		20 kg	23 kg	37 kg
AC Power Input (W)		400	1000	1500
Power Supply (VAC)		100-240	100-240	100-240
Phases		1	1	1
Operating Temperature (°C)		0/+50	0/+50	0/+50
Operating Humidity Non-Condensing (%)		95	95	95
Cooling		Internal forced air	Internal forced air	Internal forced air
Circuit Protection		Thermal Overload Over Current Over Voltage	Thermal Overload Over Current Over Voltage	Thermal Overload Over Current Over Voltage
Following types available:		S, E	S, E	S, E

FLG-50A

FLG-50A, FLG-100A, FLG-200A



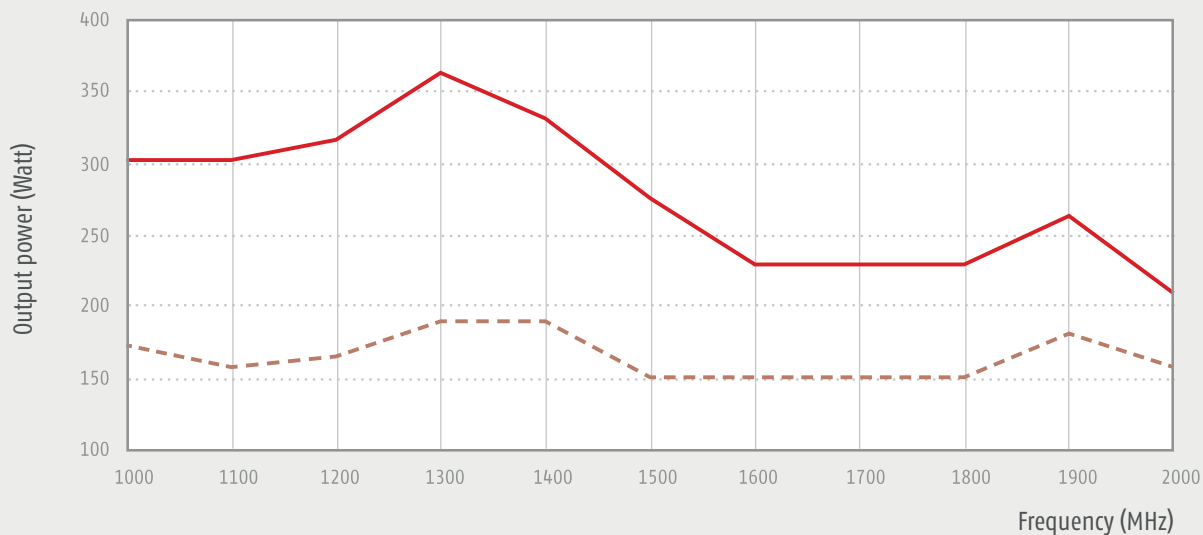
FLG-100A



Output Power (compression max. = 1dB)



FLG-200A



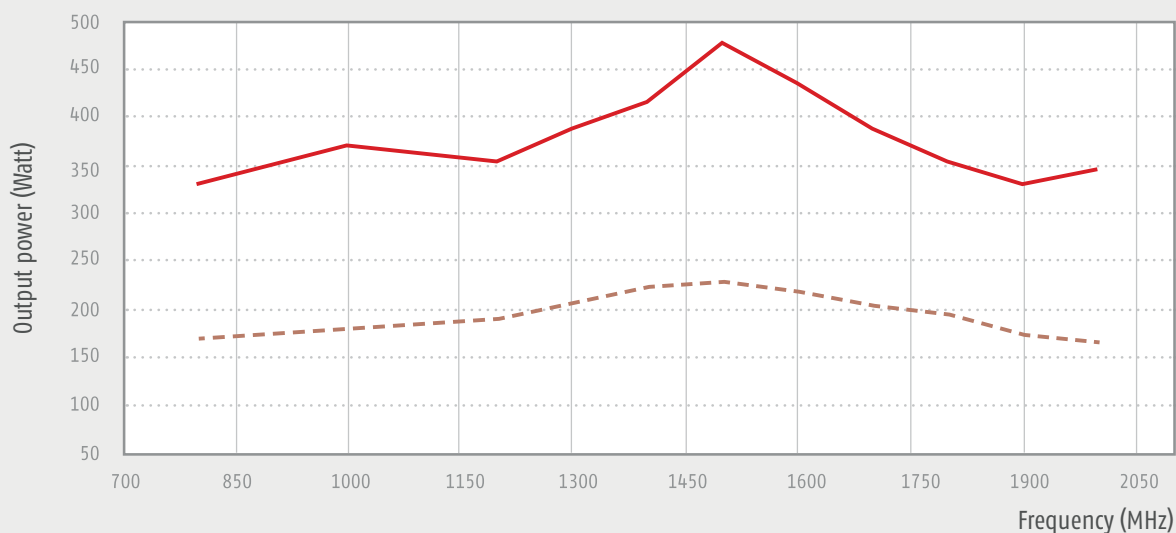
Output Power (compression max. = 3dB)



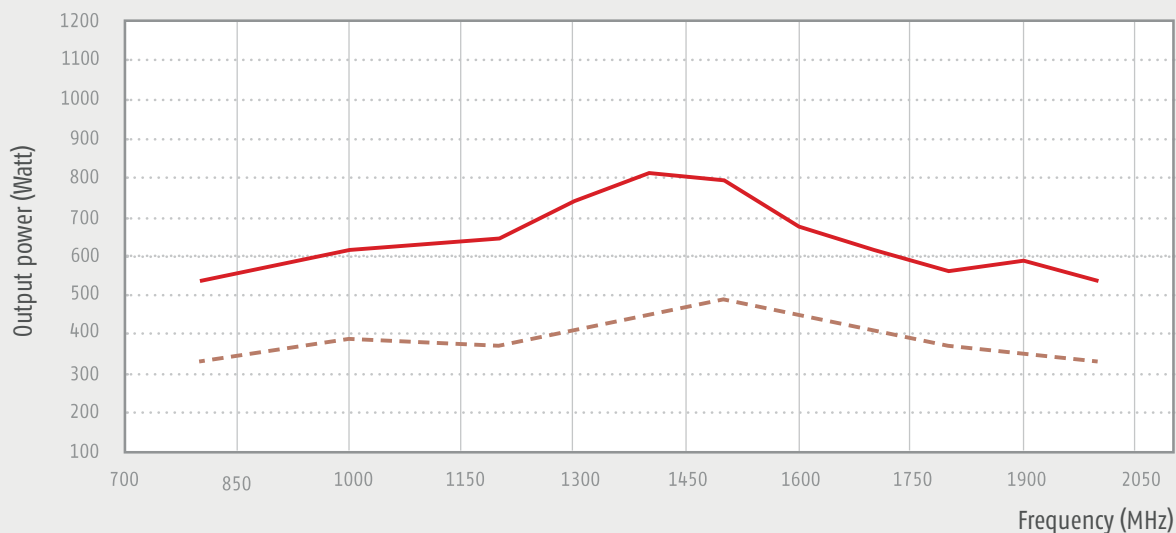
0,8 GHz – 2 GHz

Part Number		FLG-300A	FLG-500A
Frequency range		0.8GHz-2GHz	0.8GHz-2GHz
Output Power typ.		300 W	500 W
Output Power @ 1dB Compression, typ. min.		see Diagramm	see Diagramm
RF Input, max.		0 dBm	+10 dBm
Gain, typ.		+56 dB	+58 dB
Flatness, typ.		±2 dB	±2.5 dB
IP3, typ.		+60 dBm	+65 dBm
Input VSWR, max.		2:1	2:1
Harmonics @ 1 dB comp., typ.		-20 dBc @ 150W	-20 dBc
Spurious Signals @ 1 dB comp., typ.		<-60 dBc @ 150W	<-60 dBc
Input / Output Impedance		50 Ω / 50 Ω	50 Ω / 50 Ω
Connectors In / Out		N(f)N(f)	N(f) 7/16 DIN
Dimensions (mm)	W	483 (19")	483 (19")
	H	134	356
	D	610	661
Weight		27 kg	68 kg
AC Power Input (W)		2000	3000
Power Supply (VAC)		180-240	180-264
Phases		1	1
Operating Temperature (°C)		0/+50	0/+50
Operating Humidity Non-Condensing (%)		95	95
Cooling		Internal forced air	Internal forced air
Circuit Protection		Thermal Overload Over Current Over Voltage	Thermal Overload Over Current Over Voltage VSWR protection
Following types available:		S, E	S, E

FLG-300A



FLG-500A



■ Output Power (Compression max. = 3dB)

▤ Output Power (Compression max. = 1dB)