

S3503 Series Signal Analyzer

(Frequency Range: 3Hz - 4GHz/ 9GHz/ 13.2GHz/ 18GHz/ 26.5GHz/ 40GHz/ 45GHz/ 50GHz/ 67GHz)



Key Features

- 3Hz to Max.67GHz wide frequency coverage, 9 sorts of frequency band configuration, 750GHz external frequency expansion capacity
- Four analysis bandwidth choices, 10MHz/ 40MHz/ 200MHz/ 550MHz
- Excellent test reception capability
- Comprehensive spectrum analysis, supporting continuous scanner FFT step scanning.
- Multi-domain correlation analysis and signal playback
- Support phase noise test, analog demodulation test, multi-domain correlation analysis, pulse signal analysis and external frequency expansion
- Support analogous and digital signal output interface
- Support multiple assistant output junction including USB, LAN, GPIB and monitor
- 10.1 inch LCD screen display, 1280 x 800 screen resolution

Typical Applications

- Comprehensive Performance Evaluation of Electronic Systems including Radar and Communication
- Test and Debugging of Transmitter and Receiver
- Configuration of intricate testing diagnostic system, providing the system with signal output, data output and result analysis

No.367, Fuxing N. Rd.,105 Taipei,Taiwan Tel: +886.909 602 109

sales@salukitec.com www.salukitec.com



S3503 Series Signal Analyzer

(Frequency Range: 3Hz - 4GHz/ 9GHz/ 13.2GHz/ 18GHz/ 26.5GHz/ 40GHz/ 45GHz/ 50GHz/ 67GHz)

S3503 Series Signal Analyzer, featured with excellent dynamic range, phase noise, amplitude precision and testing speed, has multiple analytical functions including high-sensitivity spectrum analysis, spectrum power analysis, IQ analysis, multi-domain correlation analysis, pulse parameter analysis, audio analysis, analogue demodulation analysis and phase noise test, providing you with reliably excellent testing service.

The analyzer has good expansion capacity, and can improve the features by means of flexible configuration options and also can construct testing system or redevelop by means of the output interface of all digitals and analogue signals. The analyzer is applicable for signal and equipment test of fields including Aviation, aerospace, radar detection, communications, electromagnetic countermeasure, and navigation.

Features To Boost Your Efficiency

Wide frequency range


- ◇ Covering coaxial frequency range up to 50GHz.
- ◇ 8 optional frequency band configuration, more economical.
- ◇ Can be configured with broad frequency band preamplifier corresponding to the frequency band of main unit.
- ◇ The frequency can be extended up to 325GHz (with external frequency extension option).

Maximum 550MHz analyzing bandwidth

- ◇ Provide 4 analyzing bandwidth configuration: 10MHz(standard), 40MHz, 200MHz, 550MHz etc.
- ◇ The bandwidth can be flexibly selected: from 10Hz to 550MHz, more than 40 levels.
- ◇ According to the selected bandwidth, the seamless capture time differs from 1s to several hours.

Flexible analog & digital signal output interfaces

- ◇ 275MHz - 475MHz high / intermediate frequency output, 1 Hz frequency stepping.
- ◇ 10MHz - 160MHz IF output, 1Hz frequency stepping, 4-gear automatic gain control level.
- ◇ Digital reconstruction signal output, provide IF, AM/FM demodulation and IQ demodulation signal output.
- ◇ Digital signal output, 1X or 4X optical fiber output channel, real-time data interface to record broadband IQ data.
- ◇ External-built digital recorder, support two media type: SSD and HDD.



No.367, Fuxing N. Rd.,105 Taipei,Taiwan Tel: +886.909 602 109

sales@salukitec.com www.salukitec.com

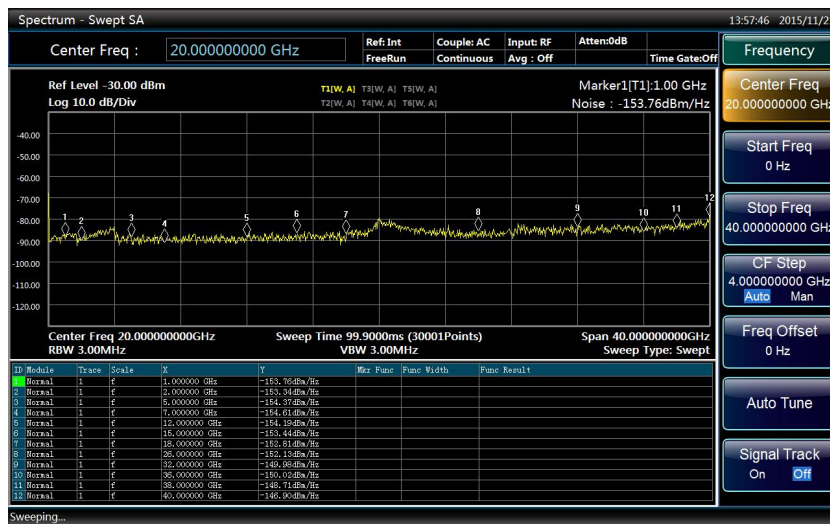


S3503 Series Signal Analyzer

(Frequency Range: 3Hz - 4GHz/ 9GHz/ 13.2GHz/ 18GHz/ 26.5GHz/ 40GHz/ 45GHz/ 50GHz/ 67GHz)

Excellent test & receiving performance

- ◇ 1GHz measurement sensitivity is -156dBm/Hz; configured with preamplifier, the typical value is -167dBm/Hz
- ◇ 50GHz measurement sensitivity is -141dBm/Hz; configured with preamplifier, the typical value is -150dBm/Hz
- ◇ 67GHz measurement sensitivity is -135dBm/Hz
- ◇ Full digital IF design, excellent scale fidelity and IF error.



Comprehensive spectrum analysis capability

- ◇ Support frequency sweep and FFT sweep.
- ◇ Zero span fast sweep, the fastest sweep time is 1μs
- ◇ Accurate frequency counting, counting resolution achieves 0.001Hz
- ◇ Sweep points number can be arbitrarily selected among 101 - 30001
- ◇ Can be configured with 6 traces, have abundant marker operation functions
- ◇ 6 wave-detection modes, 3 average types
- ◇ Support time gate measurement
- ◇ Test functions of occupied bandwidth, channel power, adjacent channel power test.
- ◇ Test functions of power statistics, burst power, harmonic distortion, TOI, spurious emission etc.



No.367, Fuxing N. Rd.,105 Taipei,Taiwan Tel: +886.909 602 109

sales@salukitec.com www.salukitec.com

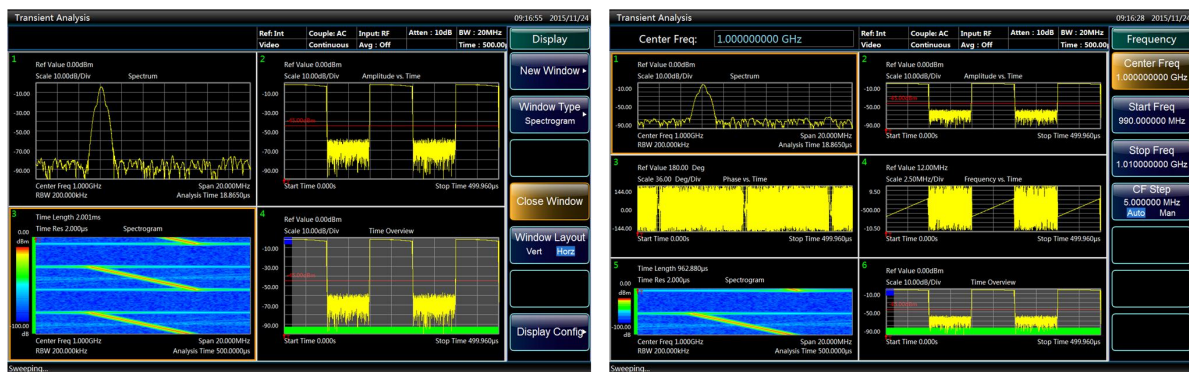


S3503 Series Signal Analyzer

(Frequency Range: 3Hz - 4GHz/ 9GHz/ 13.2GHz/ 18GHz/ 26.5GHz/ 40GHz/ 45GHz/ 50GHz/ 67GHz)

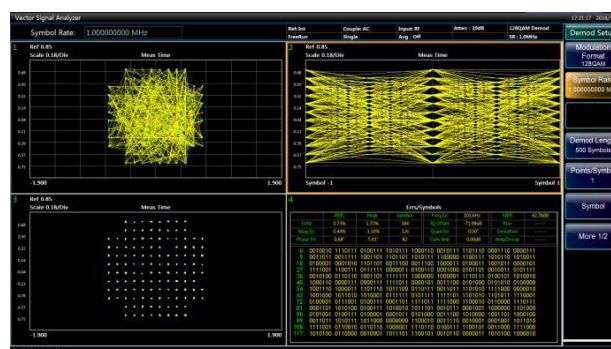
Transient analysis and signal playback analysis

- ✧ Frequency-domain and time-domain correlation test is helpful for understanding and deeply analyzing transient signal events.
- ✧ Waterfall diagram display, analyzing the macroscopic law of analysis signal spectrum changing over time.
- ✧ Simultaneously analyze the changes of analysis signal frequency, amplitude, and phase over time, to assist the test in the process of power control and frequency locking.
- ✧ Support 500M samples (64 bits accuracy) seamless capture data storage
- ✧ Support multiple storage formats of signal files: CSV, DAT etc.
- ✧ Support the playback analysis of signal files



Vector signal analysis

With comprehensive time domain, frequency domain, modulation domain signal analysis and viewing function, it supports more than 20 modulation system demodulation analysis.



Realtime spectrum analysis

S3503 can achieve seamless Real-time Spectrum Analysis, and frequency template trigger function, which can be used to trigger, capture, and analyze complex signals.

- ✧ Max. real-time analysis bandwidth: 40MHz, 200MHz(optional), frequency up to 67GHz

No.367, Fuxing N. Rd.,105 Taipei,Taiwan Tel: +886.909 602 109

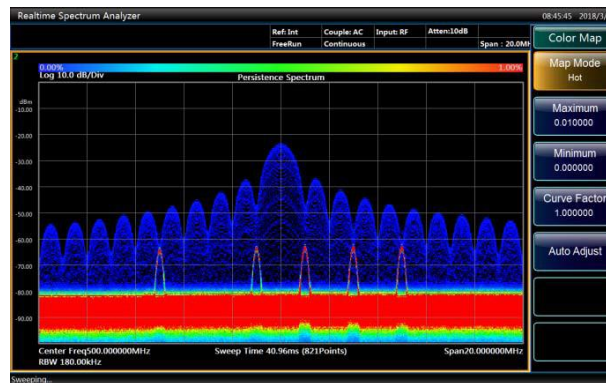
sales@salukitec.com www.salukitec.com



S3503 Series Signal Analyzer

(Frequency Range: 3Hz - 4GHz/ 9GHz/ 13.2GHz/ 18GHz/ 26.5GHz/ 40GHz/ 45GHz/ 50GHz/ 67GHz)

- ◇ Digital phosphor spectrum, seamless waterfall, instantaneous spectrum, power vs. time, frequency vs. time and other charts
- ◇ 100% POI, Min. duration of the signal: 4.3 μ s



Pulse signal analysis

- ◇ Pulse signal spectrum and time domain characteristic measurement supports more than 20 kinds of pulse parameters measurement (including time, amplitude, frequency and phase).
- ◇ Can perform detailed analysis of amplitude, intrapulse frequency/phase characteristics, and spectral characteristics of arbitrary pulse
- ◇ Pulse trend statistics for arbitrary pulse parameters



Phase Noise measurement / Audio Analysis / Analog Demodulation Analysis function

- ◇ The Phase Noise measurement relies on the excellent phase noise of the signal analyzer and provides one-button automatic measurement to meet the daily signal source phase noise measurement applications.

No.367, Fuxing N. Rd.,105 Taipei,Taiwan Tel: +886.909 602 109

sales@salukitec.com www.salukitec.com



S3503 Series Signal Analyzer

(Frequency Range: 3Hz - 4GHz/ 9GHz/ 13.2GHz/ 18GHz/ 26.5GHz/ 40GHz/ 45GHz/ 50GHz/ 67GHz)

- ◇ Independently optimized audio measurement channel for low frequency signal parameter measurement and analysis
- ◇ Analog Demodulation Analyzer is used to simulate terminal, radio, and general analog modulation source measurement. Demodulate the AM/FM/ Φ M signal and measure parameters such as modulation index, modulation distortion, residual FM, and FM linearity and so on.



No.367, Fuxing N. Rd.,105 Taipei,Taiwan Tel: +886.909 602 109

sales@salukitec.com www.salukitec.com



S3503 Series Signal Analyzer

(Frequency Range: 3Hz - 4GHz/ 9GHz/ 13.2GHz/ 18GHz/ 26.5GHz/ 40GHz/ 45GHz/ 50GHz/ 67GHz)

Technical Specifications

Frequency Range	DC coupled	AC coupled
	S3503A: 3Hz - 4GHz	S3503A: 10MHz - 4GHz
	S3503B: 3Hz - 9GHz	S3503B: 10MHz - 9GHz
	S3503C: 3Hz - 13.2GHz	S3503C: 10MHz - 13.2GHz
	S3503D: 3Hz - 18GHz	S3503D: 10MHz - 18GHz
	S3503E: 3Hz - 26.5GHz	S3503E: 10MHz - 26.5GHz
	S3503F: 3Hz - 40GHz	S3503F: 10MHz - 40GHz
	S3503G: 3Hz - 45GHz	S3503G: 10MHz - 45GHz
	S3503H: 3Hz - 50GHz	S3503H: 10MHz - 50GHz
S3503L: 3Hz - 67GHz	S3503L: /	
10MHz Precision Frequency Reference	Frequency Accuracy	\pm (To the last calibration date \times aging rate + temperature stability + Calibration Accuracy)
	Aging rate	$\pm 1 \times 10^{-7}$ / Year
	Temp. stability	$\pm 1.5 \times 10^{-8}$ (20°C- 30°C) , $\pm 5 \times 10^{-8}$ (0°C- 55°C)
	Calibration Accuracy	$\pm 4 \times 10^{-8}$
Frequency Readout Accuracy	\pm (Frequency indication \times frequency reference accuracy + 0.1% Frequency Bandwidth + 5% RBW + 2Hz + 0.5 Horizontal resolution*) (*: Horizontal resolution = bandwidth / (scan points - 1))	
Frequency Counting Accuracy	\pm (Frequency indication \times frequency reference accuracy + 0.1Hz)	
Frequency Bandwidth	Range: 0Hz, 10Hz - Max. frequency range Accuracy: \pm (0.1% \times bandwidth + bandwidth / (scan points - 1))	
Scan Time Range	Bandwidth \geq 10Hz: 1ms - 6000s, Bandwidth 0Hz: 1us - 6000s	
Resolution Bandwidth	Range: 1Hz - 3MHz (step by 1, 2, 3, 5), 4, 5, 6, 8, 10, 20MHz Conversion Uncertainty: 1Hz - 10MHz: ± 0.3 dB, 20MHz: ± 1.0 dB	
Video Bandwidth	1Hz-3MHz (step by 1, 2, 3, 5), 4, 5, 6, 8, 10, 20MHz (RATINGS)	

S3503 Series Signal Analyzer

(Frequency Range: 3Hz - 4GHz/ 9GHz/ 13.2GHz/ 18GHz/ 26.5GHz/ 40GHz/ 45GHz/ 50GHz/ 67GHz)

Signal Analysis Bandwidth	10Hz - 10MHz (Standard), 40MHz (Optional), 200MHz (Optional), 550MHz (Optional)	
Memory Capacity	4G	
Trigger Source	Free, Line, video, external level (front panel), external level (back panel), burst RF, timer	
Trigger Detector	Normal, positive peak, negative peak, sample, video average, power average, voltage average	
Rectification	Normal, positive peak, negative peak, sample, average, root mean square	
Average Type	Video Average, Power Average, Voltage Average	
SSB Noise (Typical value, Carrier 1GHz, 20°C - 30°C)	-105dBc/Hz 100Hz, -118dBc/Hz 1kHz, -129dBc/Hz 10kHz, -129dBc/Hz 100kHz	
Residual FM (central frequency 1 GHz, resolution bandwidth 10Hz, video bandwidth 10Hz)	$\leq (0.25 \text{ Hz} \times N) \text{ p-p}$, the rated value within 20 ms N is the number of frequency multiple times of LO	
Displayed Average Noise Level (the input end is connected to match load, sample or average wave detection, the average type is logarithm, 0dB input attenuation, RF gain takes the DANL as the priority, 20°C - 30°C)	S3503A/B/C/D/E/F/G/H (typical value, preamplifier off)	10MHz - 1GHz: -156dBm 1GHz - 2GHz: -154dBm 2GHz - 3GHz: -153dBm 3GHz - 3.6GHz: -151dBm 3.6GHz - 4GHz: -148dBm 4GHz - 5GHz: -152dBm 5GHz - 9GHz: -152dBm 9GHz - 18GHz: -151dBm 18GHz - 26.5GHz: -146dBm 26.5GHz - 40GHz: -144dBm 40GHz - 50GHz: -141dBm

S3503 Series Signal Analyzer

(Frequency Range: 3Hz - 4GHz/ 9GHz/ 13.2GHz/ 18GHz/ 26.5GHz/ 40GHz/ 45GHz/ 50GHz/ 67GHz)

	<p>S3503L (typical value, preamplifier off)</p>	<p>10MHz - 1GHz: -155dBm 1GHz - 2GHz: -153dBm 2GHz - 3GHz: -150dBm 3GHz - 3.6GHz: -148dBm 3.6GHz - 4GHz: -145dBm 4GHz - 5GHz: -147dBm 5GHz - 9GHz: -147dBm 9GHz - 18GHz : -148dBm 18GHz - 26.5GHz : -143dBm 26.5GHz - 40GHz : -138dBm 40GHz - 50GHz : -135dBm 50GHz - 67GHz : -135dBm</p>
	<p>S3503A/B/C/D/E/F/G/H (typical value, preamplifier on)</p>	<p>10MHz - 1GHz: -164dBm 1GHz - 2GHz: -165dBm 2GHz - 3GHz: -164dBm 3GHz - 3.6GHz: -163dBm 3.6GHz - 4GHz: -162dBm 4GHz - 5GHz: -164dBm 5GHz - 9GHz: -164dBm 9GHz - 18GHz : -160dBm 18GHz - 26.5GHz : -157dBm 26.5GHz - 40GHz : -152dBm 40GHz - 50GHz : -150dBm</p>
<p>Frequency Response (10 dB Attenuation, 20 - 30 °C)</p>	<p>S3503A/B/C/D/E/F/G/H/L (typical value)</p>	<p>3Hz - 20MHz: ± 0.5dB 20MHz - 2GHz: ± 0.4dB 2GHz - 3.6GHz: ± 0.5dB 3.6GHz - 4GHz: ± 0.8dB 4GHz - 9GHz: ± 0.8dB 9GHz - 18GHz : ± 1.0dB 18GHz - 26.5GHz : ± 1.2dB 26.5GHz - 40GHz : ± 1.8dB 40GHz - 50GHz : ± 2.0dB 50GHz - 67GHz: ± 3.0dB</p>

S3503 Series Signal Analyzer

(Frequency Range: 3Hz - 4GHz/ 9GHz/ 13.2GHz/ 18GHz/ 26.5GHz/ 40GHz/ 45GHz/ 50GHz/ 67GHz)

	S3503A/B/C/D/E/F/G/H (typical value, preamplifier off / on)	10MHz - 20MHz: $\pm 0.6\text{dB}$ / $\pm 0.6\text{dB}$ 20MHz - 2GHz: $\pm 0.6\text{dB}$ / $\pm 0.8\text{dB}$ 2GHz - 3.6GHz: $\pm 0.6\text{dB}$ / $\pm 0.9\text{dB}$ 3.6GHz - 4GHz: $\pm 1.0\text{dB}$ / $\pm 1.2\text{dB}$ 4GHz - 9GHz: $\pm 1.3\text{dB}$ / $\pm 1.5\text{dB}$ 9GHz - 18GHz : $\pm 1.5\text{dB}$ / $\pm 1.6\text{dB}$ 18GHz - 26.5GHz : $\pm 1.6\text{dB}$ / $\pm 1.8\text{dB}$ 26.5GHz - 40GHz : $\pm 2.2\text{dB}$ / $\pm 2.3\text{dB}$ 40GHz - 50GHz : $\pm 2.4\text{dB}$ / $\pm 2.6\text{dB}$
Absolute Amplitude Accuracy (10 dB attenuation, 20° C to 30° C, 1 Hz \leq resolution bandwidth \leq 1 MHz, input signal -10 to -50 dBm)	500MHz: $\pm 0.24\text{dB}$ All frequency: $\pm (0.24\text{dB} + \text{frequency response})$	
1dB Gain Compression (mixer level, dual-tone test, resolution bandwidth is 5kHz, 3MHz frequency interval, 20°C to 30°C)	20MHz - 40MHz	-3dBm
	40MHz - 200MHz	+1dBm
	200MHz - 4GHz	+3dBm
	4GHz - 9GHz	-1dBm
	9GHz - 50GHz	+1dBm
	50GHz - 67GHz	-1dBm
Third-order Inter modulation Distortion (Typical value, input mixer two -10dBm signal test, frequency interval is 50kHz, 20°C to 30°C)	10MHz - 200MHz	+15dBm
	200MHz - 4GHz	+16dBm
	4GHz - 9GHz	+15dBm
	9GHz - 18GHz	+15dBm
	18GHz - 50GHz	+17dBm
	18GHz - 50GHz (S3503L)	+13dBm
50GHz - 67GHz	+13dBm	
Residual Response (the input end is connected to match load, 0dB attenuation)	200kHz - 9GHz: -100dBm All frequency: -100dBm (rated value)	

S3503 Series Signal Analyzer

(Frequency Range: 3Hz - 4GHz/ 9GHz/ 13.2GHz/ 18GHz/ 26.5GHz/ 40GHz/ 45GHz/ 50GHz/ 67GHz)

Input Interface	S3503A/B/C/D	N (F), impedance 50Ω
	S3503E	3.5mm (M), impedance 50Ω
	S3503F/G/H	2.4mm (M), impedance 50Ω
	S3503L	1.85mm (M), impedance 50Ω

General Information

Power Supply	AC 100~240V: 50~60Hz
Power	Stand by: < 20W, Operating: < 400W
Weight	25kg
Dimension (W×H×D)	510mm×190mm×534mm (including handle, foot-pad, bottom feet) 426mm×177mm×460mm (excluding handle, foot-pad, bottom feet)

Standard Package

Item	Name	Qty
1	S3503 Series Signal/ Spectrum Analyzer	1 Set
2	Standard Three-Wire Power Cord	1 PC
3	USB Mouse	1 PC
4	User Manual	1 PC
5	Certificate of Quality	1 PC

Main machine

Part No.	Frequency Range
S3503A	3Hz - 4GHz
S3503B	3Hz - 9GHz
S3503C	3Hz - 13.2GHz
S3503D	3Hz - 18GHz
S3503E	3Hz - 26.5GHz
S3503F	3Hz - 40GHz
S3503G	3Hz - 45GHz

No.367, Fuxing N. Rd.,105 Taipei,Taiwan Tel: +886.909 602 109

sales@salukitec.com www.salukitec.com



S3503 Series Signal Analyzer

(Frequency Range: 3Hz - 4GHz/ 9GHz/ 13.2GHz/ 18GHz/ 26.5GHz/ 40GHz/ 45GHz/ 50GHz/ 67GHz)

S3503H	3Hz - 50GHz
S3503L	3Hz - 67GHz

Options

Part No.	Name	Description
S3503-H01	Rear Panel RF Input	Postposition of RF signal input interface1
S3503-H02	High IF Output	Output the second IF signal, the output frequency range 275MHz - 475MHz, step resolution 1Hz.
S3503-H03	IF Output	Output the third IF signal, the output frequency rang 10MHz - 160MHz, step resolution 1Hz.
S3503-H04A	Reconstructed IF/ Video Signal Output	To achieve signal output of any IF, AM / FM or I / Q by means of digital reconstruction, with the bandwidth upper limit 40MHz. (Note: H04A&H04B are available for options)
S3503-H04B	Wide Band Reconstruct IF/ Video Signal Output	To achieve signal output of any IF, AM / FM or I / Q by means of digital reconstruction, with the bandwidth ranging from 50MHz to 100MHz. (Note: H04B is only available when H38B 200MHz broadband option is selected; H04A & H04B are available for options.)
S3503-H08	Wide Log Detect Output	Output logarithmic detector signal that presents the level characteristics of input signal.
S3503-H12A	40MHz Bandwidth Digital Interface	To output real-time signal acquisition data through optical fiber and support signal data output with maximum 40MHz bandwidth. (Note: H12A is forbidden to choose when H38B is selected; H12B is forbidden to choose when this option is selected, H39 is not available)
S3503-H12B	200MHz Bandwidth Digital Interface	To output instantaneous broadband data by means of optical fiber, support maximum 200MHz bandwidth signal data output. (Note: H12B is only available for selection when H38B 200MHz broadband option is selected; H12A and H39 are not available for selection when this option is selected.)

S3503 Series Signal Analyzer

(Frequency Range: 3Hz - 4GHz/ 9GHz/ 13.2GHz/ 18GHz/ 26.5GHz/ 40GHz/ 45GHz/ 50GHz/ 67GHz)

S3503-H12C	550MHz Bandwidth Digital Interface	To output instantaneous broadband data by means of optical fiber, support maximum 550MHz bandwidth signal data output. (Notes: H12C can only be selected when option H38C with 550MHz broadband is selected;once this option is selected, H12A,H12B and H39 cannot be selected)
S3503-H15	+24V DC Power Supply	Use +24V DC Power Supply
S3503-H22A	SAV4711 Data Recorder	Equipping SDD data recorder that has the same interface characteristics to achieve the instantaneous large-number record of signal data. (Note: H22A can only be selected after H12A or H12B digital interface is selected, the capacity selection of the recorded is shown in SAV4711 Recorder files)
S3503-H22B	SAV4712 Data Recorder	Equipping HDD data recorder that has the same interface characteristics to achieve the instantaneous large-number record of signal data. (Note: H22A can only be selected after H12A or H12B digital interface is selected, the capacity selection of the recorded is shown in SAV4712 Recorder files)
S3503-H33	Electronic Attenuator	Frequency Range 3Hz - 4GHz, attenuation range 30db,1db stepping.
S3503-H34-04 S3503-H34-09 S3503-H34-13 S3503-H34-18 S3503-H34-26 S3503-H34-40 S3503-H34-45 S3503-H34-50	Low-Noise Preamplifier	Either Low-band preamplifier or full-band amplifier is available for option. Under the circumstance when full-band preamplifier is chosen, and noise optimization path of 4GHz or above frequency is provided.(Note: Low-wave preamplifier number is H34-04, full-band preamplifier is selected according to the frequency limit of the selected signal analyzer. eg,S3503E frequency range up to26.5GHz should choose S3603-H34-26.

S3503 Series Signal Analyzer

(Frequency Range: 3Hz - 4GHz/ 9GHz/ 13.2GHz/ 18GHz/ 26.5GHz/ 40GHz/ 45GHz/ 50GHz/ 67GHz)

S3503-H36	Pre-selector Bypass	The tracking pre-selector in the bypass receiving channel. (Notes: option H36 is needed together with H38A,H38B and H38C to provide the best wideband signal receiving characteristics)
S3503-H38A	40MHz Analysis Bandwidth	Support 10Hz-40MHz Analysis Bandwidth (Note: option H38B and option H36 should be selected together to provide the best wideband signal receiving characteristics, H38B and H38A are no need to be selected at the same time)
S3503-H38B	200MHz Analysis Bandwidth	Support 10Hz-200MHz analysis bandwidth (Note: option H38B and option H36 should be selected together to provide the best wideband signal receiving characteristics, H38A, H38B and H38C can not be selected at the same time.)
S3503-H38C	550MHz Analysis Bandwidth	Support 10Hz-550MHz analysis bandwidth (Note: Notes: option H38C and option H36 should be selected together to provide the best wideband signal receiving characteristics, H38B and H38C are no need to be selected at the same time)
S3503-H39	Audio Analysis	Fulfill audio signal parameter test, distortion test and waveform analysis. (Note: H12A& H12B are unavailable when this option is selected)
S3503-H40	External Mixer	Provide external mixing methods to extend range measurement capability. This option provides local oscillator input, IF input function and signal-recognition function. (only available for S3503A, Extended frequency depends on the selected extending module, extending module is optional part)
S3503-H41	Realtime analysis	Provide digital phosphor spectrum and seamless waterfall, including frequency template trigger, which can support real-time spectrum analysis of 200MHz bandwidth. (Note:The maximum real-time analysis bandwidth is determined by the bandwidth options of the instrument configuration, H38A and H38B.)

No.367, Fuxing N. Rd.,105 Taipei,Taiwan Tel: +886.909 602 109

sales@salukitec.com www.salukitec.com



S3503 Series Signal Analyzer

(Frequency Range: 3Hz - 4GHz/ 9GHz/ 13.2GHz/ 18GHz/ 26.5GHz/ 40GHz/ 45GHz/ 50GHz/ 67GHz)

S3503-H48	Noise figure measurement	Noise source drive and noise figure measurement function (S3503L exception) (Note: To select this option, the H34 low-noise preamplifier option corresponding to the whole machine frequency band and the corresponding noise source probe should be selected at the same time to jointly complete the test function of noise coefficient. The host can support intelligent noise source models: 18GHz intelligent noise source 16604DB, 26.5GHz intelligent noise source 16604EB, 40GHz intelligent noise source 16604FB, 50GHz intelligent noise source 16604HB.)
S3503-H97	Mounting Suit	Handles and accessories for S3503 mounting on standard racks.
S3503-H99	Aluminum Alloy Aviation Case	For safety transport.
S3503-S01	Absolute Power Measurement	High-precision measurement of RF signal power by connecting an external USB power probe.
S3503-S04	Phase Noise Measurement	Provide unilateral band phase noise curve and one-point band phase noise testing capability.
S3503-S09	Analogous Demodulation Analyzer	Fulfill modulation and distortion characteristics analysis of AM, FM, PM signals.
S3503-S10	Transient Analyzer	Fulfill the testing analysis of signals' instantaneous parameter spectrum, spectrum range and all sorts of modulation features; support the playback of recorded data.
S3503-S12	Vector Signal Analyzer	Provides flexible demodulation functions of multiple single-carrier digital modulation signals. It can provide vector charts, constellation diagrams, eye diagrams, spectrum diagrams, etc., to analyze the characteristics of the modulation signal. The modulation error of the signal can be obtained by demodulation, which helps to judge the cause of the signal error.
S3503-S13	Pulse Signal Analyzer	Automatically measure time, electrical level and modulation parameters of pulse wave and statistical analysis of pulse sequence.

No.367, Fuxing N. Rd.,105 Taipei,Taiwan Tel: +886.909 602 109

sales@salukitec.com www.salukitec.com



S3503 Series Signal Analyzer

(Frequency Range: 3Hz - 4GHz/ 9GHz/ 13.2GHz/ 18GHz/ 26.5GHz/ 40GHz/ 45GHz/ 50GHz/ 67GHz)

S3503-S40	WLAN 802.11a/b/g Measurement	Broadband wireless LAN protocol physical layer test (802.11a/b/g), covering radio frequency, modulation analysis, and modulation quality testing.
S3503-S40N	WLAN 802.11n Measurement	Broadband wireless LAN protocol physical layer test (802.11n), covering radio frequency, modulation analysis, and modulation quality testing.
S3503-S40AC	WLAN 802.11ac Measurement	Broadband wireless LAN protocol physical layer test (802.11ac), covering radio frequency, modulation analysis, and modulation quality testing.
S3503-S40AX	WLAN 802.11ax Measurement	Broadband wireless LAN protocol physical layer test (802.11ax), covering radio frequency, modulation analysis, and modulation quality testing.
S3503-S51	DTMB Signal Test	Provide one-button power and modulation analysis functions that comply with the DTMB standard.

Note: Information will conduct the necessary updates, the contents of this document are subject to change without notice