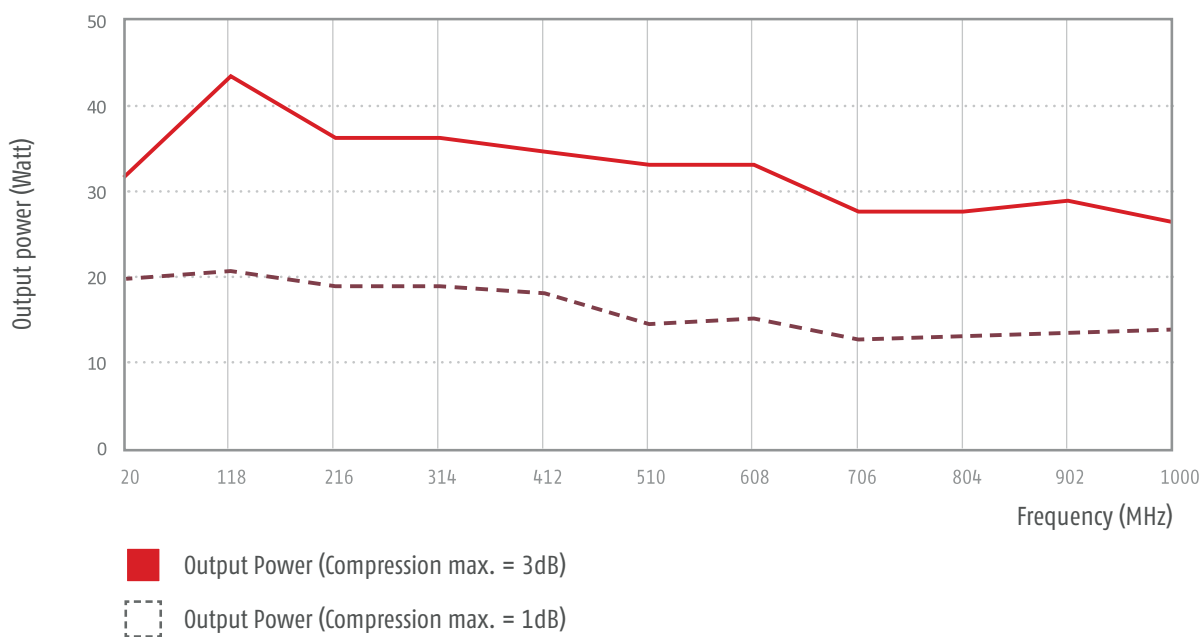


Part Number		FLH-20B
Frequency range		20MHz-1GHz
Output Power typ.		20 W
Output Power @ 1dB Compression, typ. min.		see Diagramm
RF Input, max.		0 dBm
Gain, typ.		+44 dB
Flatness, typ.		±1.5 dB
IP3, typ.		+47 dBm
Input VSWR, max.		2:1
Harmonics @ 1 dB comp., typ.		-20 dBc @ 10W
Spurious Signals @ 1 dB comp., typ.		<-60 dBc @ 10W
Input / Output Impedance		50 Ω / 50 Ω
Connectors In / Out		N(f)N(f)
Dimensions (mm)	W	483 (19")
	H	134
	D	508
Weight		17 kg
AC Power Input (W)		350
Power Supply (VAC)		100-240
Phases		1
Operating Temperature (°C)		0/+50
Operating Humidity Non-Condensing (%)		95
Cooling		Internal forced air
Circuit Protection		Thermal Overload Over Current Over Voltage
Following types available:		S, E

FLH-20B

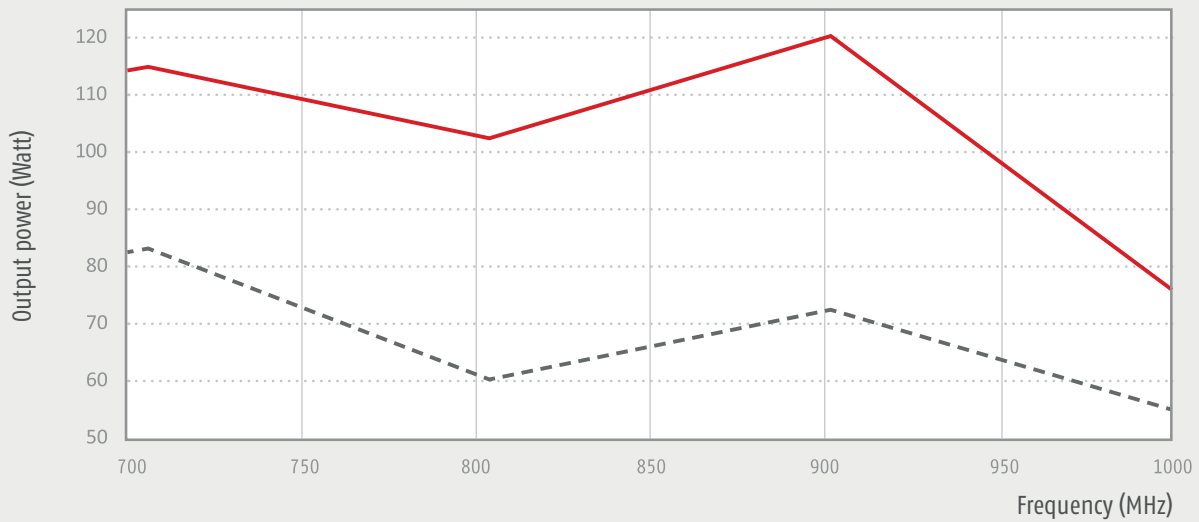
FLH-20B



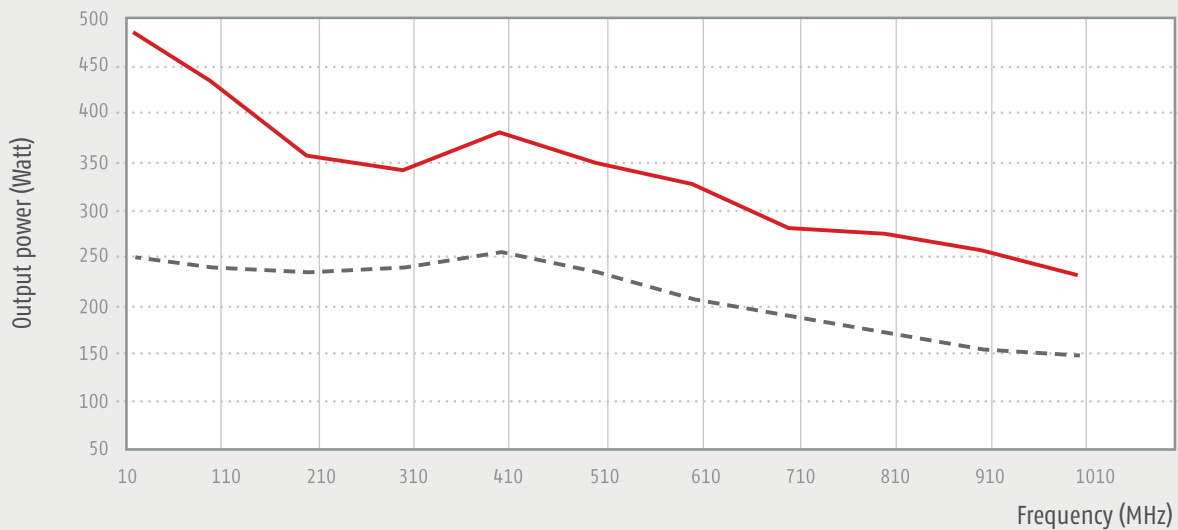
20 MHz – 1 GHz

Part Number		FLH-70B	FLH-200B
Frequency range		20MHz-1GHz	20MHz-1GHz
Output Power typ.		70 W	200 W
Output Power @ 1dB Compression, typ. min.		see Diagramm	see Diagramm
RF Input, max.		0 dBm	0 dBm
Gain, typ.		+49 dB	+54 dB
Flatness, typ.		±2.5 dB	±3 dB
IP3, typ.		+52 dBm	+57 dBm
Input VSWR, max.		2:1	2:1
Harmonics @ 1 dB comp., typ.		-20 dBc @ 40W	-20 dBc @ 120W
Spurious Signals @ 1 dB comp., typ.		<-60 dBc @ 40W	<-60 dBc @ 120W
Input / Output Impedance		50 Ω / 50 Ω	50 Ω / 50 Ω
Connectors In / Out		N(f)N(f)	N(f)N(f)
Dimensions (mm)	W	483 (19")	483 (19")
	H	134	223
	D	508	508
Weight		17 kg	38 kg
AC Power Input (W)		750	3000
Power Supply (VAC)		100-240	200-240
Phases		1	1
Operating Temperature (°C)		0/+50	0/+50
Operating Humidity Non-Condensing (%)		95	95
Cooling		Internal forced air	Internal forced air
Circuit Protection		Thermal Overload Over Current Over Voltage	Thermal Overload Over Current Over Voltage VSWR protection
Following types available:		S, E	S, E

FLH-70B



FLH-200B

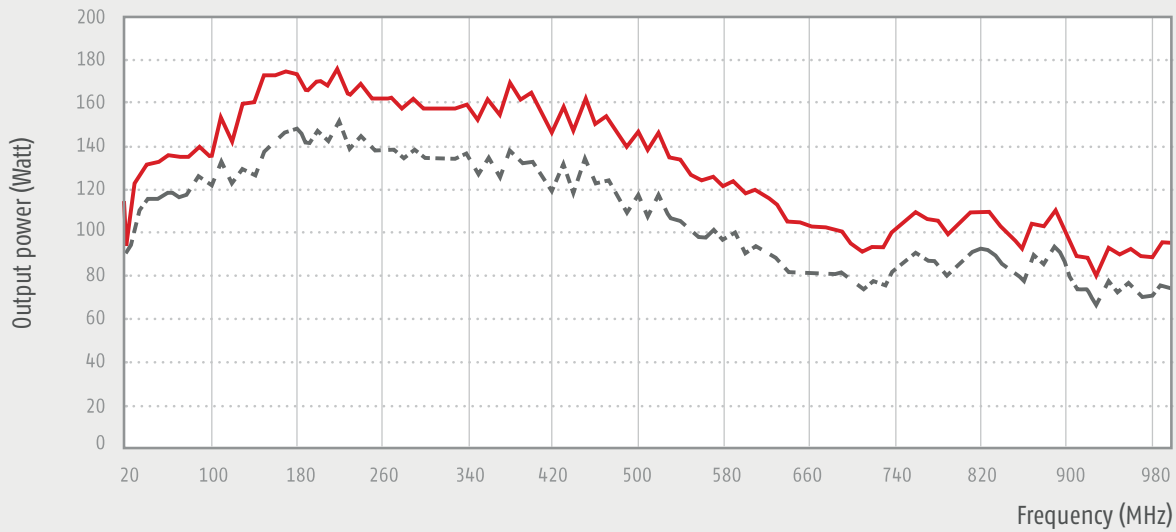


- Output Power (Compression max. = 3dB)
- Output Power (Compression max. = 1dB)

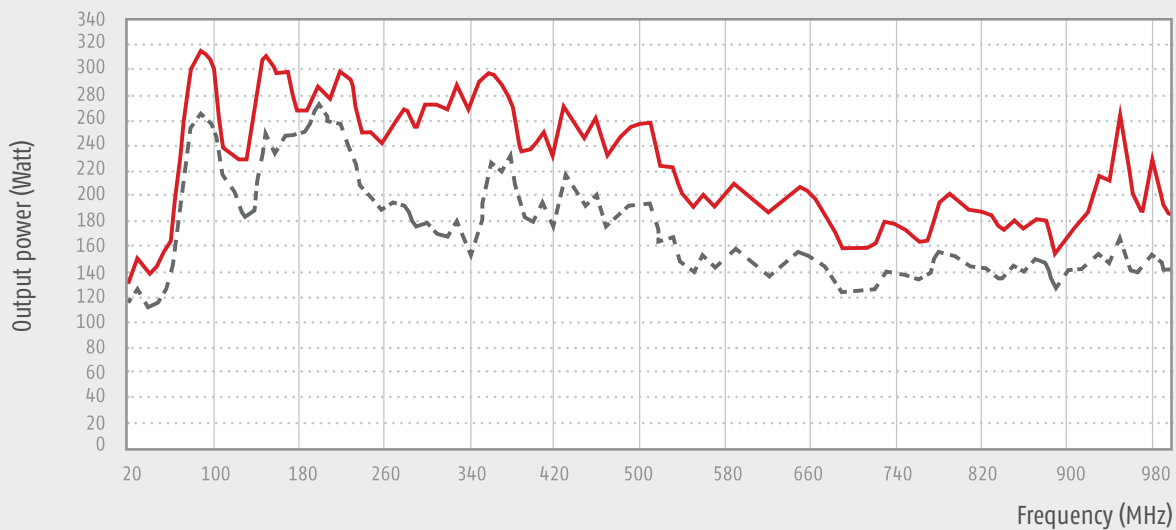
20 MHz – 1 GHz

Part Number		VLH-90B	VLH-160B
Frequency range		20MHz-1GHz	20MHz-1GHz
Output Power typ.		90 W	160 W
Output Power @ 1dB Compression, typ. min.		see Diagramm	see Diagramm
RF Input, max.		+10 dBm	+10 dBm
Gain, typ.		+48 dB	+51 dB
Flatness, typ.		±3 dB	±3 dB
Input VSWR		2:1	2:1
Harmonics @ 1 dB comp.		H2, H3 <-20 dBc	H2, H3 <-20 dBc
Class type		A	A
Input / Output Impedance		50 Ω / 50 Ω	50 Ω / 50 Ω
Connectors In / Out		N(f)N(f)	N(f)N(f)
Dimensions (mm)	W	450	450
	H	178 (4 HU)	178 (4 HU)
	D	640	640
Weight		32 kg	34 kg
Rated current		6.4A @ 110VAC 3A @ 230VAC	10A @ 110VAC 4.8A @ 230VAC
Power Supply (VAC)		90-250, 47-63 Hz	90-250, 47-63 Hz
Phases		1	1
Operating Temperature (°C)		0 / +35	0 / +35
Room temperature storage (°C)		-20 / +70	-20 / +70
Cooling / Forced air		Self contained fans 60l / sec. max.	Self contained fans 60l / sec. max.
Following types available:		S, SC, D, DC	S, SC, D, DC

VLH-90B



VLH-160B

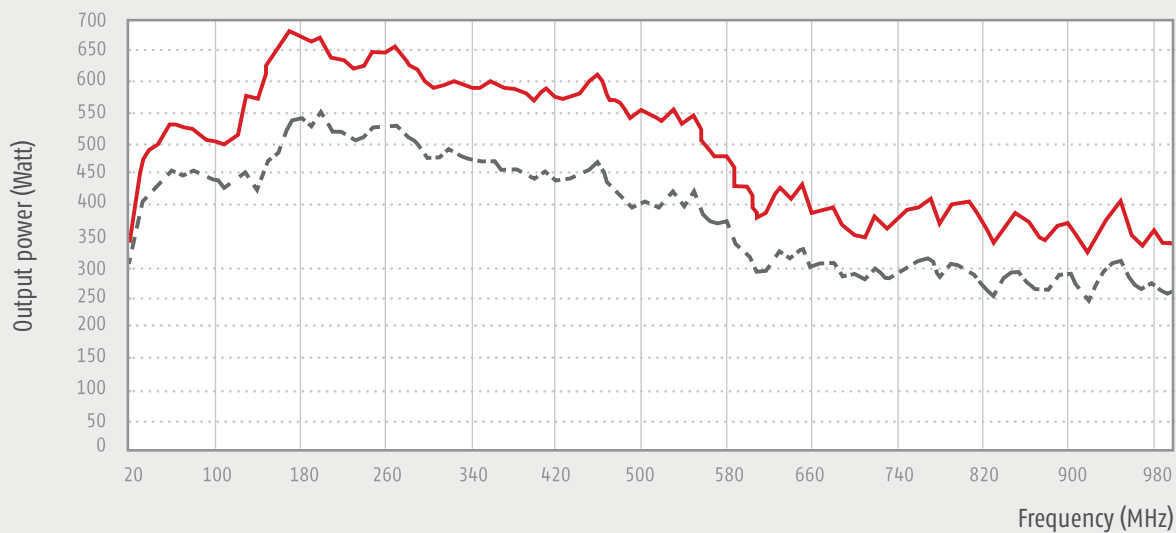


- Output Power (Compression max. = 3dB)
- Output Power (Compression max. = 1dB)

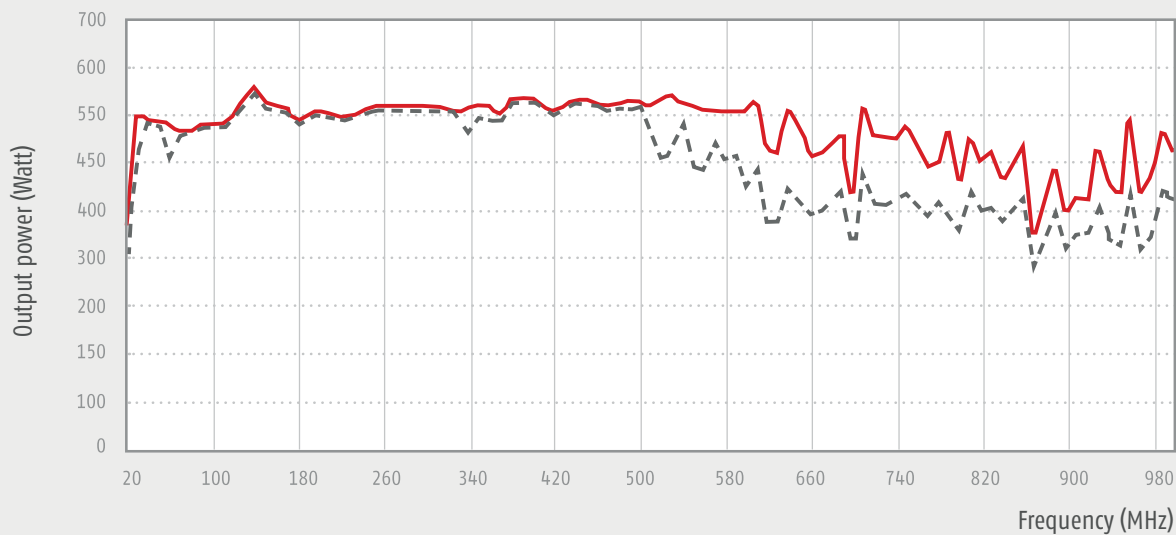
20 MHz – 1 GHz

Part Number		VLH-320B	VLH-600B
Frequency range		20MHz-1GHz	20MHz-1GHz
Output Power typ.		320 W	600 W
Output Power @ 1dB Compression, typ. min.		see Diagramm	see Diagramm
RF Input, max.		+10 dBm	+10 dBm
Gain, typ.		+54 dB	+56 dB
Flatness, typ.		±3.5 dB	±3 dB
Input VSWR		2:1	2:1
Harmonics @ 1 dB comp.		H2, H3 <-20 dBc	H2, H3 <-20 dBc
Class type		A	A
Input / Output Impedance		50 Ω / 50 Ω	50 Ω / 50 Ω
Connectors In / Out		N(f)N(f)	7/16(f) N(f)
Dimensions (mm)	W	450	840
	H	312 (7 HU)	1320 (24 HU)
	D	640	600
Weight		45 kg	205 kg
Rated current		10.2A @ 230VAC	4.6 kVA
Power Supply (VAC)		200-250, 47-63 Hz	47-63Hz
Phases		1	3
Operating Temperature (°C)		0 / +35	0 / +35
Room temperature storage (°C)		-20 / +70	-20 / +70
Cooling / Forced air		Self contained fans 120l / sec. max.	Self contained fans 2400l / sec. max.
Following types available:		D, DC	DC

VLH-320B



VLH-600B



■ Output Power (Compression max. = 3dB)

□ Output Power (Compression max. = 1dB)