


 Rev 1.6
23.05.2016

Active Logper Antenna up to 6GHz Series HyperLOG® 40 X

Active-Antennas for the whole frequency range from 400MHz up to 6GHz

Highlights

- ◆ **Compatible with any Spectrum Analyzer or Oscilloscope**
- ◆ Incl. High-End Preamplifier
- ◆ Ultra high gain (**45dBi**)
- ◆ Runs with battery or power supply
- ◆ Compact and sturdy design
- ◆ Can be used in the lab and for open-field application
- ◆ Made in Germany
- ◆ **10 years warranty**

Application examples

- ◆ The HyperLOG X LogPer antenna series can be used to locate extremely weak signals, thanks to the integrated preamplifier. The antenna offers excellent directional characteristics which can be optimized using the optional Laser and Compass.
- ◆ Using the optional, heavy aluminum pistol grip significantly simplifies the rf bearing . It allows an easy adjustment of the polarization planes in 45° steps.
- ◆ The antenna can also be used in a passive-mode by removing the preamplifier.

Included in delivery

- ◆ HyperLOG® 40 X active antenne
- ◆ Typical calibration datas with up to 561 calibration points (10MHz-steps)
- ◆ **Integrated preamplifier (removable)** with integrated battery & power supply
- ◆ Aluminum transport case with protection foam
- ◆ Rugged, screwable pistol grip with mini tripod functionality
- ◆ Aaronia special SMA tool

Made in Germany



Specifications

HyperLOG® 4025 X:

- ◆ Design: active logger
- ◆ Frequency range: **400MHz-2,5GHz** (down to 70MHz with limited directivity)
- ◆ Preamp noise : „linear“ increasing, 100MHz: 3,5dB, 3GHz: 4dB, 6GHz: 4,5dB
- ◆ Preamp gain (typ.): „linear“ falloff, 1MHz: 40dB; 3GHz: 37,5dB; 6GHz: 35dB
- ◆ Nominal impedance: 50 Ohm
- ◆ VSWR (typ.): <1:2
- ◆ Gain (typ.): **44dBi**
- ◆ Calibration points: **211** (10MHz steps)
- ◆ RF-connection: SMA (f) or N (see optional adapter)
- ◆ Dimensions (L/W/D): (640x360x30) mm
- ◆ Weight: 1400gr
- ◆ Tripod connection: 1/4“
- ◆ Interface: USB 2.0/1.1 (read out of the calibration datas)
- ◆ Usable temperature range: -20° to 45°C
- ◆ **Warranty: 10 years**

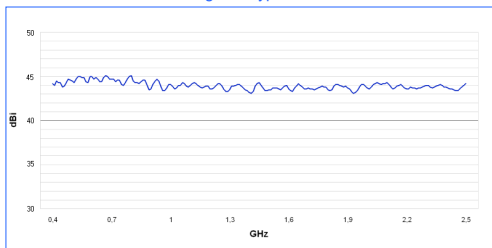
HyperLOG® 4040 X:

- ◆ Design: active logger
- ◆ Frequency range: **400MHz-4GHz** (down to 70MHz with limited directivity)
- ◆ Preamp noise : „linear“ increasing, 100MHz: 3,5dB, 3GHz: 4dB, 6GHz: 4,5dB
- ◆ Preamp gain (typ.): „linear“ falloff, 1MHz: 40dB; 3GHz: 37,5dB; 6GHz: 35dB
- ◆ Nominal impedance: 50 Ohm
- ◆ VSWR (typ.): <1:2
- ◆ Gain (typ.): **44dBi**
- ◆ Calibration points: **361** (10MHz steps)
- ◆ RF-connection: SMA (f) or N (see optional adapter)
- ◆ Dimensions (L/W/D): (640x360x30) mm
- ◆ Weight: 1400gr
- ◆ Tripod connection: 1/4“
- ◆ Interface: USB 2.0/1.1 (read out of the calibration datas)
- ◆ Usable temperature range: -20° to 45°C
- ◆ **Warranty: 10 years**

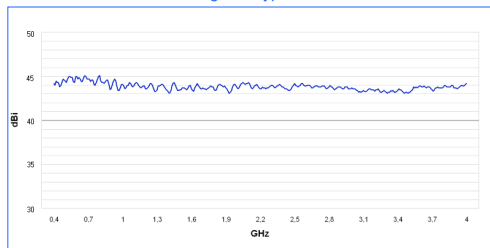
HyperLOG® 4060 X:

- ◆ Design: active logger
- ◆ Frequency range: **400MHz-6GHz** (down to 70MHz with limited directivity)
- ◆ Preamp noise : „linear“ increasing, 100MHz: 3,5dB, 3GHz: 4dB, 6GHz: 4,5dB
- ◆ Preamp gain (typ.): „linear“ falloff, 1MHz: 40dB; 3GHz: 37,5dB; 6GHz: 35dB
- ◆ Nominal impedance: 50 Ohm
- ◆ VSWR (typ.): <1:2
- ◆ Gain (typ.): **45dBi**
- ◆ Calibration points: **561** (10MHz steps)
- ◆ RF-connection: SMA (f) or N (see optional adapter)
- ◆ Dimensions (L/W/D): (640x360x30) mm
- ◆ Weight: 1400gr
- ◆ Tripod connection: 1/4“
- ◆ Interface: USB 2.0/1.1 (read out of the calibration datas)
- ◆ Usable temperature range: -20° to 45°C
- ◆ **Warranty: 10 years**

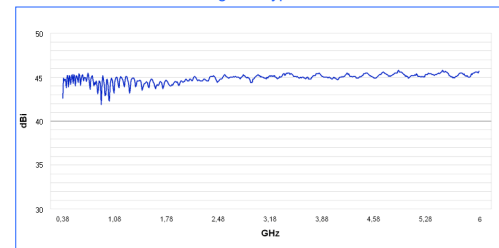
Gain diagram HyperLOG 4025X



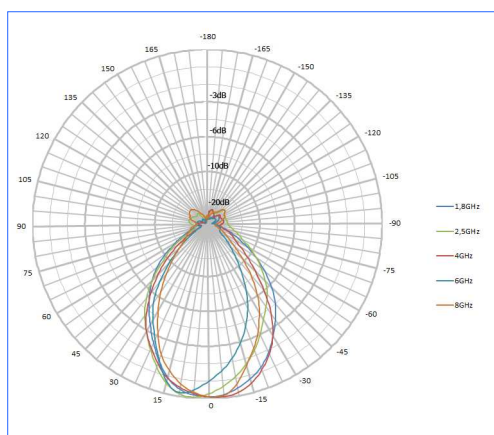
Gain diagram HyperLOG 4040X



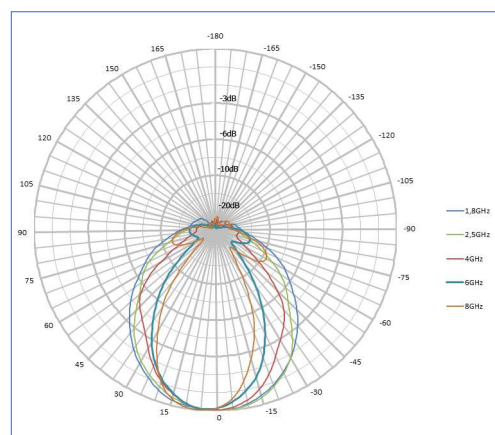
Gain diagram HyperLOG 4060X



Horizontal Pattern HyperLOG 40 X Series



Vertical Pattern HyperLOG 40 X Series





HyperLOG 40 X antenna with optional tripod and laser

The HyperLOG® antennas come standard with a specially constructed, high tech radom housing. This housing has been constructed after intense research with the most modern computer technology in such a way that its shape, material and special coating have virtually no influence on measurements, not even in case of dew or other kinds of humidity collecting on the surface. Another important factor for Aaronia was the development of a radom with the lowest possible damping factor achievable. This turned out to be quite an adventure for our development team, particularly in the high GHz ranges. Fortunately, this adventure has been mastered resulting in a beautiful, elegant design, to the complete satisfaction of the development team. Our first test measurements even by far surpassed our guidelines!

The resulting antenna had the best possible protection against mechanical stress and environmental influence without sacrificing any of its performance.



HyperLOG 40 X active antenna



The included transport case offers lots of space for optional accessories

Aaronia offers the new standard antennas for RF direction finding relative to gain, sensitivity and functionality. This high-end but still affordable antennas find every signal, no matter how weak.

In conjunction with the HyperLOG® X-Series antennas, every regular spectrum analyser becomes a fully professional directional RF measurement device within a few moments.

The USB interface allows the readout of the precise calibration datas which offers field strength measurements or high grade EMC tests.

Included in delivery is an aluminum-design transport case with protection foam for the active antenna and included accessories.

Every HyperLOG® 40 X series antennas also includes an international power supply, a pistol grip with miniature tripod functionality and a SMA tool.

Recommended accessories for Aaronia Antennas

Heavy Plastic Carrycase PRO

Schock resistant, heavy version with padding. Offers spaces for a HyperLOG 70xx or 60xxx antenna and 2 SPECTRAN units with all accessories. A must for the professional user or outdoor usage!

Order/Art.-No.: 243



interior view

exterior view

1m / 5m / 10m SMA-Cable

High quality special SMA cable for connecting any HyperLOG®-Antenna or BicoLOG®-Antenna with various test equipment like our RF Spectrum Analyzer. You can choose between 3 different cables:

- 1m standard SMA cable (RG316U)
- 5m LowLoss SMA cable (especially low damping)
- 10m LowLoss SMA cable (especially low damping)

All versions: SMA plug (male) / SMA plug (male)

Order/Art.-No.: 771 (1m Cable), 772 (5m Cable), 773 (10m Cable)



SMA Cable (1-10m)

SMA to N Adapter

This special high quality adapter allows operation of all HyperLOG®-Antenna with any standard spectrum-analyzer with N connector. Also this adapter is needed to connect BicoLOG® antennas to a SPECTRAN Spectrum Analyzer.

Especially massive, chrome-plated design. This adapter is usable for very high frequencies up to at least 18GHz. Physical dimensions are just 30x20mm. Nominal impedance 50 Ohms. Layout: SMA socket (female) / N plug (male).

Order/Art.-No.: 770



SMA to N Adapter

Laser / Compass

Laser for pin pointing any RF source even at bright daylight. Available as 1mW version (red Laser) or 150mW power version (green Laser). Easy to connect on top of any HyperLOG X antenna. Including connector and all needed screws.

Order/Art.-No.: 791 (150mW Laser), 792 (1mW Laser)

Small Compass Ball for HyperLOG X Antennas. Works at any antenna position due to its liquid filled ball. Can be used together with above mentioned laser or separately. Including connector and all needed screws.

Order/Art.-No.: 795



Compass



150mW Laser

Heavy multifunctional Pistol Grip (strongly recommended!)

Highly recommend for the usage of our HyperLOG active antennas. Quick and easy change of antenna polarization, perfect antenna handling (even with the more heavy HyperLOG 40xx and 30xx series).

Order/Art.-No.: 282



Pistol Grip