


Anritsu envision : ensure

Spectrum Monitor Module

For Remote RF Signal Monitoring

MS27100A

9 kHz to 6 GHz



Introduction

The Anritsu platform of spectrum monitors provide high performance real-time monitoring of the radio spectrum. Designed to be stable over time under continuous operation, the MS27100A spectrum monitor module provides superior sweep speeds, high dynamic range, and low spurious levels for fast and accurate measurements. Applications include monitoring for interference, white space analysis, unlicensed transmission discovery, and signal coverage. The MS27100A spectrum monitor module is available as a single RF input port instrument with wired Ethernet for remote interface and USB ports for connecting accessories. The MS27100A can also be expanded to four RF input ports with an optional multiplexer accessory.

Remote Spectrum Monitor Highlights

- Sweep rates up to 24 GHz/s
- Integrated web server to view, control, and conduct measurements via a web browser (Chrome or Firefox)
- Remote firmware updates
- Watchdog timer to insure long-term stability for remotely deployed monitors
- Low spurious signals for accurate signal discovery
- 20 MHz IF bandwidth
- Low power consumption < 11 watts
- Integrated GPS receiver for monitoring location and time synchronization applications
- Gigabit Ethernet available for high speed communications
- Measurements: occupied bandwidth, channel power
- Interference analysis: spectrogram and signal strength
- Dynamic range: > 106 dB normalized to 1 Hz BW
- DANL: < -150 dBm referenced to 1 Hz BW, preamp On
- Phase noise: -99 dBc/Hz @ 10 kHz offset at 1 GHz
- Frequency accuracy: < ± 1.5 ppm, < ± 50 ppb with GPS High Accuracy Mode
- IQ block mode and streaming with time stamping for TDOA applications
- Remote control via SCPI commands

Table of Contents


Definitions..... 3
 Connectors..... 3
 Remote Spectrum Monitor..... 4
 General Specifications 6
 Ordering Information..... 7

Definitions

All specifications and characteristics apply under the following conditions, unless otherwise stated:
 After 10 minutes of warm-up time, where the instrument is left in the on state.

Warm-Up Time	After 10 minutes of warm-up time, where the instrument is left in the on state.
Temperature Range	Over the 23 °C ±5 °C temperature range.
Typical Performance	Typical specifications in parenthesis () describe performance that will be met by a minimum of 80% of all products. They do not include guard bands and are not warranted. Typical specifications that are not in parenthesis are not tested and not warranted. They are generally representative of the nominal characteristic performance.
Uncertainty	A coverage factor of k = 2 is applied to the measurement uncertainties to facilitate comparison with other industry monitors. All specifications subject to change without notice. For the most current data sheet, please visit the Anritsu web site: www.anritsu.com

Connectors



MS27100A

- 1 External Power, 11.0 to 14.5 VDC, 11 W, 5.5 mm Barrel Connector
 - 2 10 MHz Reference Output, MCX(f)
 - 3 IF Output, MCX(f)
 - 4 GPS Antenna Input, MCX(f)
 - 5 10 MHz Reference Input, +10 dBm max, +5 VDC max, MCX(f)
 - 6 Gbit Ethernet, RJ45 connector
 - 7 USB Type A (4)
 - 8 RF Input, SMA(f), 50Ω
 RF In Damage Level: +30 dBm peak, ±50 VDC maximum continuous input (≥ 10 dB attenuation)
- Note: Other connectors and controls are not supported in this model.

Remote Spectrum Monitor

Frequency				
Frequency Range	9 kHz to 6 GHz (tunable to 0 Hz)			
Frequency Span	10 Hz to 6 GHz			
Tuning Resolution	1 Hz			
Frequency Reference Accuracy	±1.5 ppm (25 °C ± 25 °C) ±1.0 ppm/year aging, < ±50 ppb with GPS on			
Sweep Speed Typical (full span FFT mode)				
10 kHz RBW	5 GHz/s			
30 kHz RBW	12 GHz/s			
3 MHz RBW	24 GHz/s			
Bandwidth				
Resolution Bandwidth (RBW)	10 Hz to 3 MHz in 1–3 sequence (–3 dB bandwidth)			
Video Bandwidth (VBW)	10 Hz to 3 MHz in 1–3 sequence (–3 dB bandwidth) (auto or manually selectable)			
Spectral Purity				
SSB Phase Noise @ 1 GHz	(–99 dBc/Hz) @ 10 kHz offset (–98 dBc/Hz) @ 100 kHz offset			
Amplitude Ranges				
Dynamic Range	> 106 dB (2.4 GHz), 2/3 (TOI-DANL) in 1 Hz RBW			
Measurement Range	DANL to +30 dBm (≥ 100 MHz) DANL to +10 dBm (< 100 MHz)			
Reference Level Range	–150 dBm to +30 dBm			
Attenuator Range	0 dB to 50 dB in 5 dB steps			
Maximum Continuous Input	(100 MHz to 6 GHz) +30 dBm, ≥ 10 dB attenuation, ±50 VDC +10 dBm, < 10 dB attenuation, ±50 VDC –10 dBm, preamp on, ±50 VDC			
Amplitude Units	Log Scale Modes: dBm			
Amplitude Accuracy Attenuation ≤ 40 dB, preamp off for frequencies less than 100 kHz				
9 kHz to 100 kHz	± 2.5 dB			
> 100 kHz to 6 GHz	± 1.5 dB			
Displayed Average Noise Level (DANL) RBW normalized to 1 Hz, 0 dB attenuation				
	Preamp Off, Reference Level –20 dBm	Preamp On, Reference Level –50 dBm		
	Max (dBm)	Typical (dBm)	Max (dBm)	Typical (dBm)
10 MHz to 3.3 GHz	–145	–150	–162	–165
> 3.3 GHz to 4.1 GHz	–140	–145	–159	–162
> 4.1 GHz to 5 GHz	–138	–143	–156	–160
> 5 GHz to 6 GHz	–128	–136	–146	–154
Spurs Typical				
Residual Spurious	(< –80 dBm) RF input terminated, 0 dB input attenuation, preamp off, > 10 MHz (< –95 dBm)* RF input terminated, 0 dB input attenuation, preamp on, > 10 MHz * (< –88 dBm) for 16 MHz to 18 MHz			
Input-Related Spurious	< –60 dBc, 0 dB attenuation, –30 dBm input, carrier offset > 5 MHz			
Exceptions	< –60 dBc, input = 4140 MHz			
Second Harmonic Distortion Typical; 0 dB attenuation, –30 dBm input				
50 MHz	(–50 dBc)			
> 50 MHz to 200 MHz	< –60 dBc			
> 200 MHz to 3000 MHz	< –60 dBc			
Third-Order Intercept (TOI) Typical; preamp off, –20 dBm tones 100 kHz apart, 0 dB attenuation, reference level –20 dBm				
800 MHz	(+7 dBm)			
2400 MHz	(+17 dBm)			
200 to 2200 MHz	+10 dBm			
> 2.2 GHz to 5.0 GHz	+8 dBm			
> 5.0 GHz to 6.0 GHz	+14 dBm			

Remote Spectrum Monitor (continued)

VSWR < 2.5:1 typical

Signal Processing

Data Types	I/Q time series: 8, 10, 16 or 24 bit resolution Spectrum trace: 100 to 4000 points
Data Transfer Modes	I/Q time series or spectrum trace in streaming or block mode
I/Q Data Streaming Rate	Gapless on 100Base-T network, Up to 2.6 MHz signal bandwidth
I/Q Data Time Stamp Resolution	8.7 ns

I/Q Recording Time Typical

Signal Bandwidth	Output Data Rate MSPS	I/Q Bit Resolution			
		24 bits	16 bits	10 bits	8 bits
20 MHz	76.25 / 3	1.3 s	2.5 s	3.8 s	5 s
13.3 MHz	76.25 / 4	1.7 s	3.4 s	5 s	6.7 s
6.67 MHz	76.25 / 8	3.4 s	6.7 s	10.1 s	13.4 s
2.67 MHz	76.25 / 20	8.4 s	16.8 s	25.2 s	33.6 s
1.33 MHz	76.25 / 40	16.8 s	33.6 s	50.4 s	1.12 min
667 kHz	76.25 / 80	33.6 s	1.12 min	1.68 min	2.24 min
267 kHz	76.25 / 200	1.4 min	2.8 min	4.2 min	5.6 min
133 kHz	76.25 / 400	2.8 min	5.6 min	8.39 min	11.19 min
66.7 kHz	76.25 / 800	5.6 min	11.19 min	16.79 min	22.38 min
26.7 kHz	76.25 / 2000	13.99 min	27.98 min	41.97 min	55.96 min
13.3 kHz	76.25 / 4000	27.98 min	55.96 min	1.4 h	1.87 h
6.67 kHz	76.25 / 8000	55.96 min	1.87 h	2.8 h	3.73 h
2.67 kHz	76.25 / 20000	2.33 h	4.66 h	6.99 h	9.33 h
1.33 kHz	76.25 / 40000	4.66 h	9.33 h	13.99 h	18.65 h

Ordering Information

Standard Hardware

Model Number	Description
MS27100A	1 RF IN Port

Standard Accessories (included with instrument)

Part Number	Description
40-187-R	AC-DC Adapter


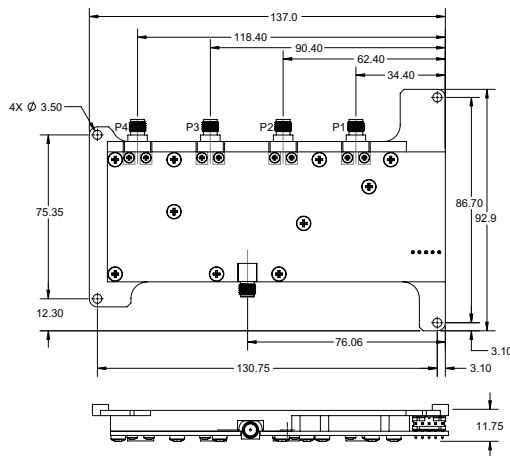
Optional Accessories

Part Number	Description
2000-1850-R	4-Port Multiplexer Module

2000-1850-R

An optional four-to-one multiplexer that is controlled via a USB-A to 5-pin connection to the MS27100A Spectrum Monitor Module. Switch insertion loss correction is linked to the MS27100A through this USB interface. All specifications typical.

Frequency	9 kHz to 6 GHz
Insertion Loss	2 dB at 1 GHz 5 dB at 6 GHz
Antenna Port Isolation	> 40 dB < 3 GHz > 30 dB ≥ 3 GHz
Max RF Input Power	22 dBm, ±50 VDC (100 MHz to 6 GHz)
DC Power	5 VDC via USB
Weight	0.18 kg (0.40 lb)
Dimensions (mm)	



- 1 RF Antenna Inputs, SMA(f) (x4)
- 2 5-pin connector (connects to the MS27100A with the provided 30 cm USB A to 5-pin cable)
- 3 RF Output SMA(f) (connects to MS27100A RF In, RF cable not included)

Training at Anritsu

Anritsu has designed courses to help you stay up to date with technologies important to your job. For available training courses, visit: www.anritsu.com/training



• United States

Anritsu Company

1155 East Collins Blvd, Suite 100
Richardson, TX 75081, U.S.A.
Toll Free: 1-800-267-4878
Phone: +1-972-644-1777
Fax: +1-972-671-1877

• Canada

Anritsu Electronics Ltd.

700 Silver Seven Road, Suite 120
Kanata, Ontario K2V 1C3, Canada
Phone: +1-613-591-2003
Fax: +1-613-591-1006

• Brazil

Anritsu Eletrônica Ltda.

Praça Amadeu Amaral, 27 - 1 Andar
01327-010 Bela Vista, São Paulo, SP, Brazil
Phone: +55-11-3283-2511
Fax: +55-11-3288-6940

• Mexico

Anritsu Company, S.A. de C.V.

Av. Ejército Nacional No. 579 Piso 9, Col. Granada
11520 México, D.F., México
Phone: +52-55-1101-2370
Fax: +52-55-5254-3147

• United Kingdom

Anritsu EMEA Ltd.

200 Capability Green
Luton, Bedfordshire LU1 3LU
United Kingdom
Phone: +44-1582-433280
Fax: +44-1582-731303

• France

Anritsu S.A.

12 Avenue du Québec
Bâtiment Iris 1-Silic 612
91140 Villebon-sur-Yvette, France
Phone: +33-1-60-92-15-50
Fax: +33-1-64-46-10-65

• Germany

Anritsu GmbH

Nemetschek Haus, Konrad-Zuse-Platz 1
81829 München, Germany
Phone: +49-89-442308-0
Fax: +49-89-442308-55

• Italy

Anritsu S.r.l.

Via Elio Vittorini 129
00144 Roma, Italy
Phone: +39-06-509-9711
Fax: +39-06-502-2425

• Sweden

Anritsu AB

Kistagången 20B
164 40 KISTA, Sweden
Phone: +46-8-534-707-00
Fax: +46-8-534-707-30

• Finland

Anritsu AB

Teknobulevardi 3-5
FI-01530 Vantaa, Finland
Phone: +358-20-741-8100
Fax: +358-20-741-8111

• Denmark

Anritsu A/S

Kay Fiskers Plads 9
2300 Copenhagen S, Denmark
Phone: +45-7211-2200
Fax: +45-7211-2210

• Russia

Anritsu EMEA Ltd.

Representation Office in Russia

Tverskaya str. 16/2, bld. 1, 7th floor
Moscow, 125009, Russia
Phone: +7-495-363-1694
Fax: +7-495-935-8962

• Spain

Anritsu EMEA Ltd.

Representation Office in Spain

Edificio Cuzco IV, Po. de la Castellana, 141, Pta. 8
28046, Madrid, Spain
Phone: +34-915-726-761
Fax: +34-915-726-621

• United Arab Emirates

Anritsu EMEA Ltd.

Dubai Liaison Office

902, Aurora Tower,
P O Box: 500311- Dubai Internet City
Dubai, United Arab Emirates
Phone: +971-4-3758479
Fax: +971-4-4249036

• India

Anritsu India Private Limited

2nd & 3rd Floor, #837/1, Binnamangla 1st Stage
Indiranagar, 100ft Road, Bangalore - 560038, India
Phone: +91-80-4058-1300
Fax: +91-80-4058-1301

• Singapore

Anritsu Pte. Ltd.

11 Chang Charn Road, #04-01, Shiro House
Singapore 159640
Phone: +65-6282-2400
Fax: +65-6282-2533

• P.R. China (Shanghai)

Anritsu (China) Co., Ltd.

27th Floor, Tower A
New Caohejing International Business Center
No. 391 Gui Ping Road Shanghai, Xu Hui Di District
Shanghai 200233, P.R. China
Phone: +86-21-6237-0898
Fax: +86-21-6237-0899

• P.R. China (Hong Kong)

Anritsu Company Ltd.

Unit 1006-7, 10/F., Greenfield Tower
Concordia Plaza
No. 1 Science Museum Road, Tsim Sha Tsui East
Kowloon, Hong Kong, P. R. China
Phone: +852-2301-4980
Fax: +852-2301-3545

• Japan

Anritsu Corporation

8-5, Tamura-cho, Atsugi-shi
Kanagawa, 243-0016 Japan
Phone: +81-46-296-1221
Fax: +81-46-296-1238

• Korea

Anritsu Corporation, Ltd.

5FL, 235 Pangyoyeok-ro, Bundang-gu, Seongnam-si
Gyeonggi-do, 13494 Korea
Phone: +82-31-696-7750
Fax: +82-31-696-7751

• Australia

Anritsu Pty. Ltd.

Unit 20, 21-35 Ricketts Road,
Mount Waverley, Victoria 3149, Australia
Phone: +61-3-9558-8177
Fax: +61-3-9558-8255

• Taiwan

Anritsu Company Inc.

7F, No. 316, Sec. 1, Neihu Rd, Taipei 114, Taiwan
Phone: +886-2-8751-1816
Fax: +886-2-8751-1817

List Revision Date: 20160317