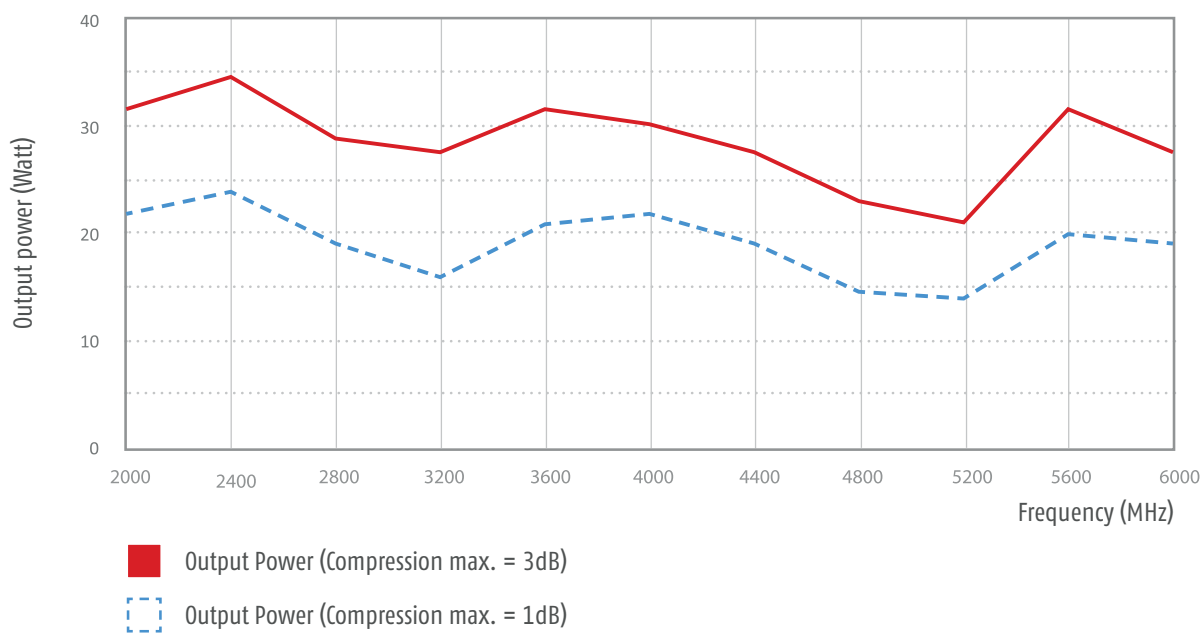


Part Number		FLG-15F
Frequency range		2GHz-6GHz
Output Power typ.		20 W
Output Power @ 1dB Compression, typ. min.		see Diagramm
RF Input, max.		+6 dBm
Gain, typ.		+43 dB
Flatness, typ.		±1.5 dB
IP3, typ.		+50 dBm
Input VSWR, max.		2:1
Harmonics @ 1 dB comp., typ.		-15 dBc @ 12W
Spurious Signals @ 1 dB comp., typ.		<-60 dBc @ 12W
Input / Output Impedance		50 Ω / 50 Ω
Connectors In / Out		N(f)N(f)
Dimensions (mm)	W	483 (19")
	H	134
	D	508
Weight		17 kg
AC Power Input (W)		400
Power Supply (VAC)		100-240
Phases		1
Operating Temperature (°C)		0/+50
Operating Humidity Non-Condensing (%)		95
Cooling		Internal forced air
Circuit Protection		Thermal Overload Over Current Over Voltage
Following types available:		S, E

FLG-15F

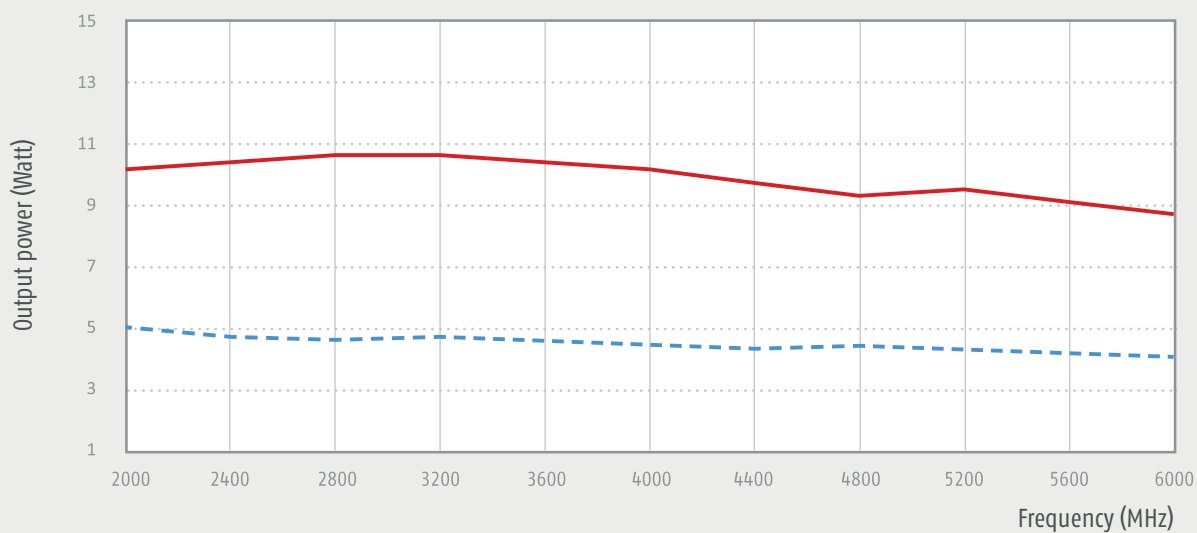
FLG-15F



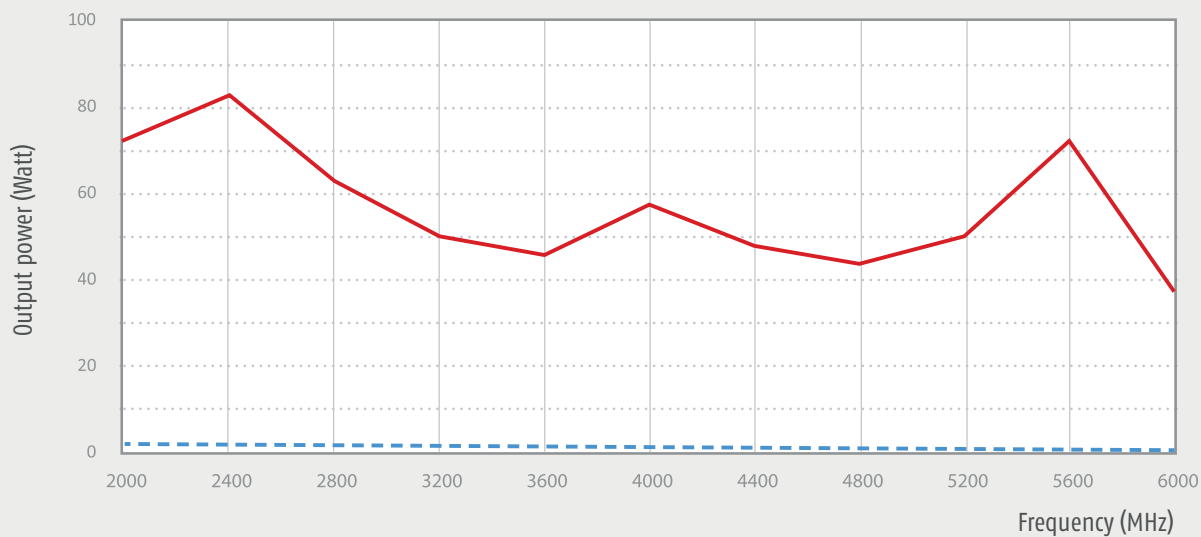
2 GHz – 6 GHz

Part Number		FLG-9F	FLG-30F
Frequency range		2GHz-6GHz	2GHz-6GHz
Output Power typ.		9 W	30 W
Output Power @ 1dB Compression, typ. min.		see Diagramm	see Diagramm
RF Input, max.		+3 dBm	0 dBm
Gain, typ.		+40 dB	+45 dB
Flatness, typ.		±2 dB	±2.5 dB
IP3, typ.		+46 dBm	+49 dBm
Input VSWR, max.		2:1	2:1
Harmonics @ 1 dB comp., typ.		-20 dBc	-20 dBc @ 25W
Spurious Signals @ 1 dB comp., typ.		<-60 dBc	<-60 dBc @ 25W
Input / Output Impedance		50 Ω / 50 Ω	50 Ω / 50 Ω
Connectors In / Out		N(f)N(f)	N(f)N(f)
Dimensions (mm)	W	483 (19")	483 (19")
	H	134	134
	D	508	508
Weight		17 kg	19 kg
AC Power Input (W)		300	400
Power Supply (VAC)		100-240	100-240
Phases		1	1
Operating Temperature (°C)		0/+50	0/+50
Operating Humidity Non-Condensing (%)		95	95
Cooling		Internal forced air	Internal forced air
Circuit Protection		Thermal Overload Over Current Over Voltage	Thermal Overload Over Current Over Voltage
Following types available:		S, E	S, E

FLG-9F



FLG-30F



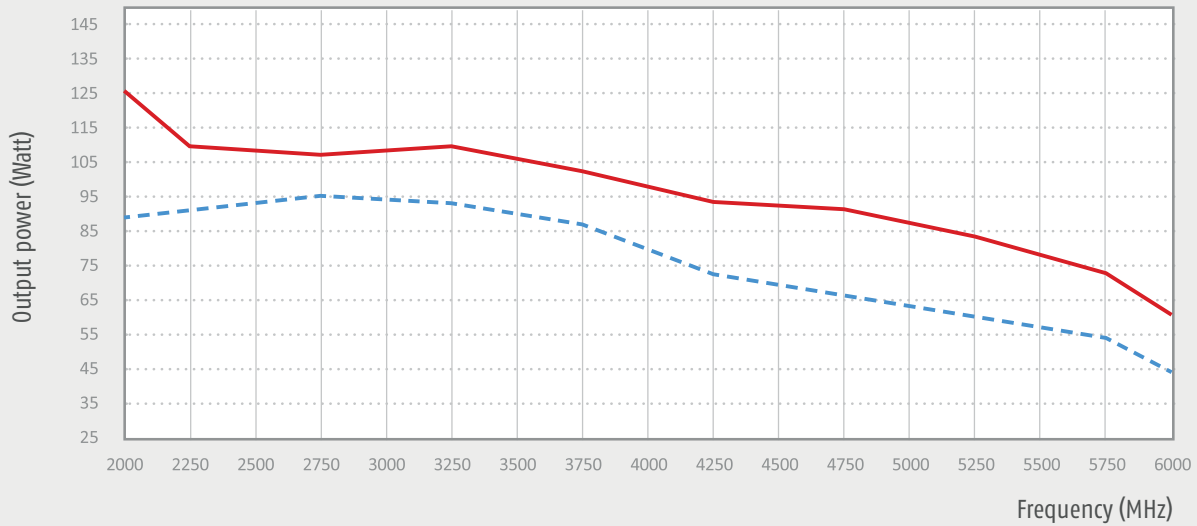
■ Output Power (Compression max. = 3dB)

□ Output Power (Compression max. = 1dB)

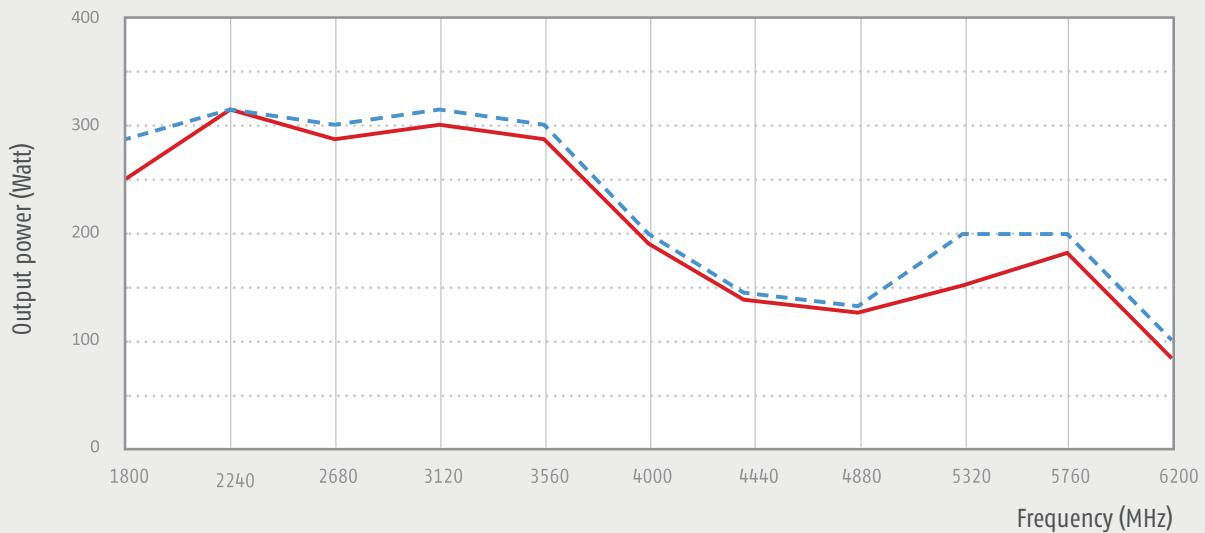
2 GHz – 6 GHz

Part Number		FLG-50F	FLG-100F
Frequency range		2GHz-6GHz	2GHz-6GHz
Output Power typ.		50 W	100 W
Output Power @ 1dB Compression, typ. min.		see Diagramm	see Diagramm
RF Input, max.		0 dBm	+3 dBm
Gain, typ.		+50 dB	+53 dB
Flatness, typ.		±3 dB	±3 dB
IP3, typ.		+54 dBm	+54 dBm
Input VSWR, max.		2:1	2:1
Harmonics @ 1 dB comp., typ.		-20 dBc	-20 dBc
Spurious Signals @ 1 dB comp., typ.		<-60 dBc	<-60 dBc
Input / Output Impedance		50 Ω / 50 Ω	50 Ω / 50 Ω
Connectors In / Out		N(f)N(f)	N(f)N(f)
Dimensions (mm)	W	483 (19")	483 (19")
	H	134	223
	D	508	610
Weight		21 kg	42 kg
AC Power Input (W)		800	2000
Power Supply (VAC)		100-240	100-240
Phases		1	1
Operating Temperature (°C)		0/+50	0/+50
Operating Humidity Non-Condensing (%)		95	95
Cooling		Internal forced air	Internal forced air
Circuit Protection		Thermal Overload Over Current Over Voltage	Thermal Overload Over Current Over Voltage
Following types available:		S, E	S, E

FLG-50F



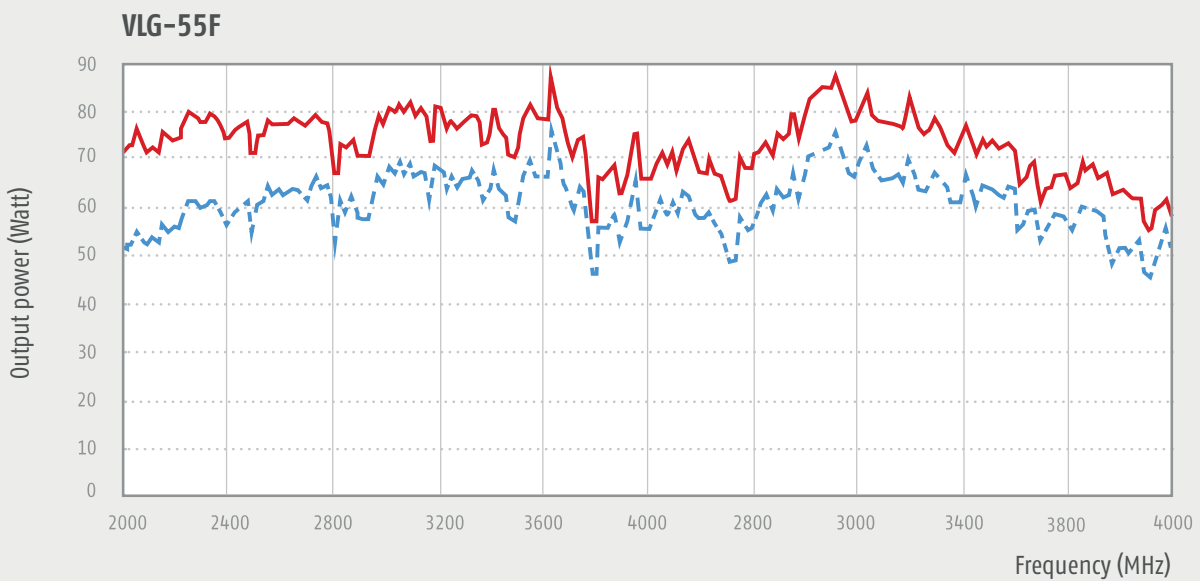
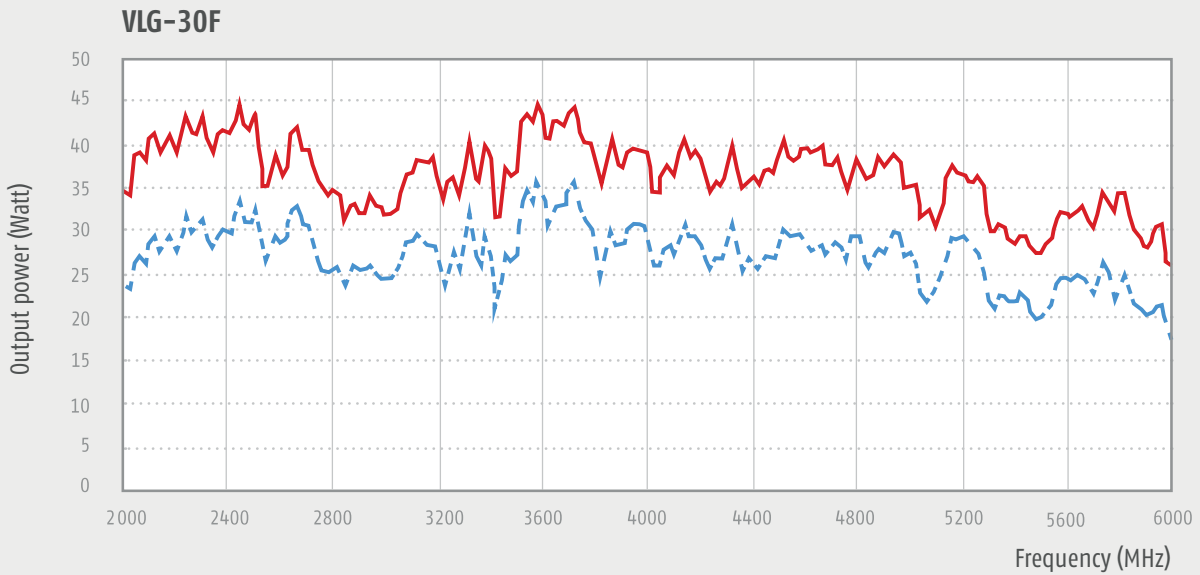
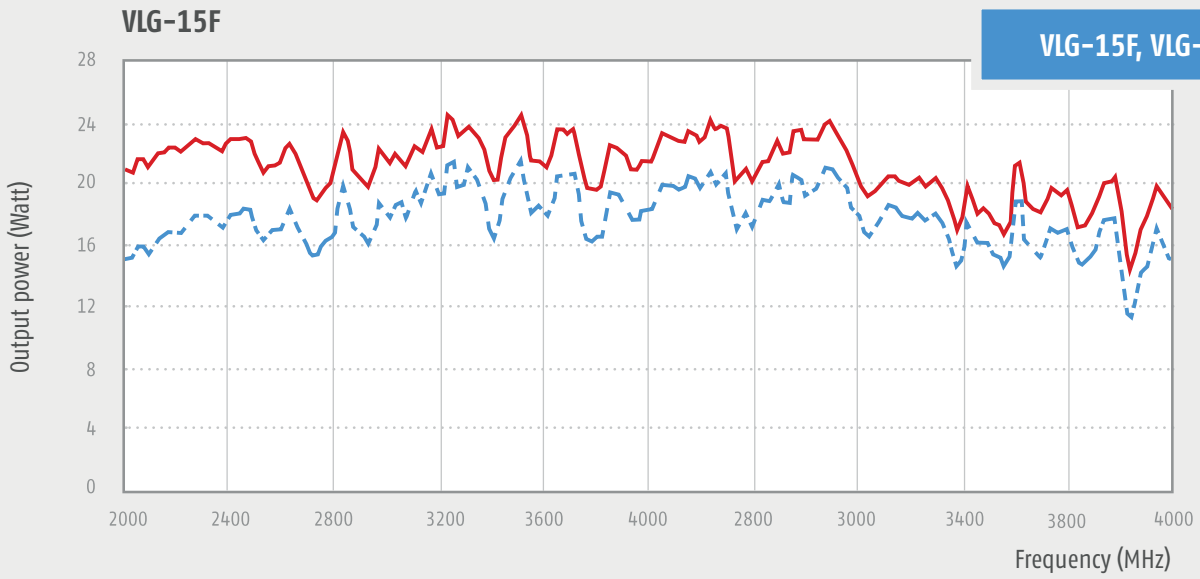
FLG-100F



- Output Power (Compression max. = 3dB)
- ▤ Output Power (Compression max. = 1dB)

2 GHz – 6 GHz

Part Number		VLG-15F	VLG-30F	VLG-55F
Frequency range		2GHz-6GHz	2GHz-6GHz	2GHz-6GHz
Output Power typ.		15 W	30 W	55 W
Output Power @ 1dB Compression, typ. min.		see Diagramm	see Diagramm	see Diagramm
RF Input, max.		+10 dBm	+10 dBm	+10 dBm
Gain, typ.		+46 dB	+49 dB	+52 dB
Flatness, typ.		±5 dB	±5 dB	±5 dB
Input VSWR		2:1	2:1	2:1
Harmonics @ 1 dB comp.		H2, H3 <-20 dBc	H2, H3 <-20 dBc	H2, H3 <-20 dBc
Class type		A	A	A
Input / Output Impedance		50 Ω / 50 Ω	50 Ω / 50 Ω	50 Ω / 50 Ω
Connectors In / Out		N(f)N(f)	N(f)N(f)	N(f)N(f)
Dimensions (mm)	W	450	450	450
	H	89 (2 HU)	178 (4 HU)	178 (4 HU)
	D	640	640	640
Weight		11 kg	20 kg	25 kg
Rated current		2A @ 110VAC 0.9A @ 230VAC	3.2A @ 110VAC 1.6A @ 230VAC	5.4A @ 110VAC 2.6A @ 230VAC
Power Supply (VAC)		90-250, 47-63 Hz	90-250, 47-63 Hz	90-250, 47-63 Hz
Phases		1	1	1
Operating Temperature (°C)		0 / +35	0 / +35	0 / +35
Room temperature storage (°C)		-20 / +70	-20 / +70	-20 / +70
Cooling / Forced air		Self contained fans 20 l / sec. max.	Self contained fans 60 l / sec. max.	Self contained fans 60 l / sec. max.
Following types available:		S, SC, D, DC	S, SC, D, DC	S, SC, D, DC



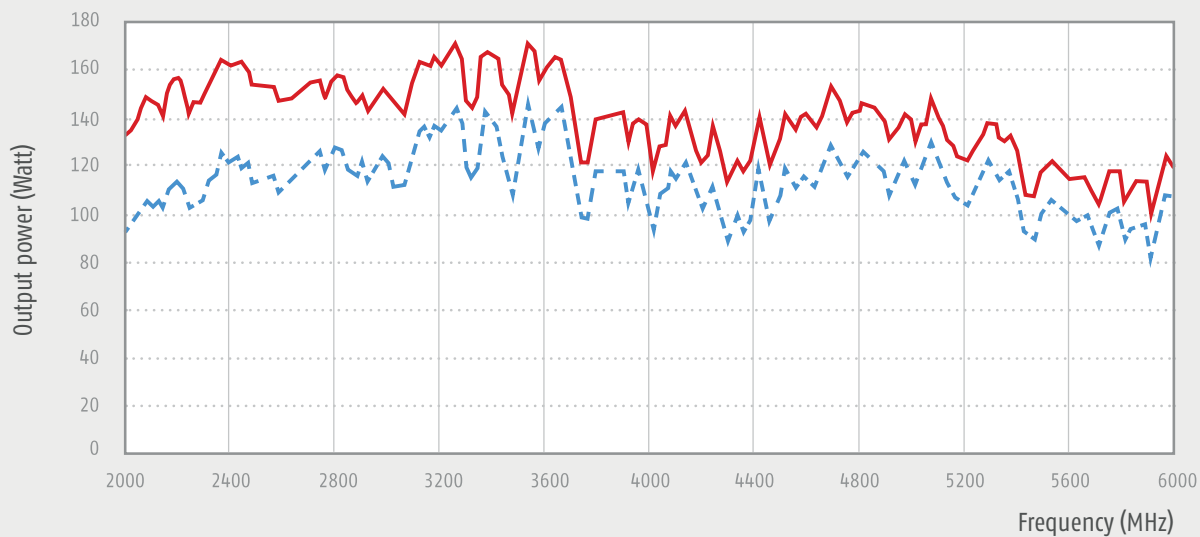
Output Power (compression max. = 1dB)

Output Power (compression max. = 3dB)

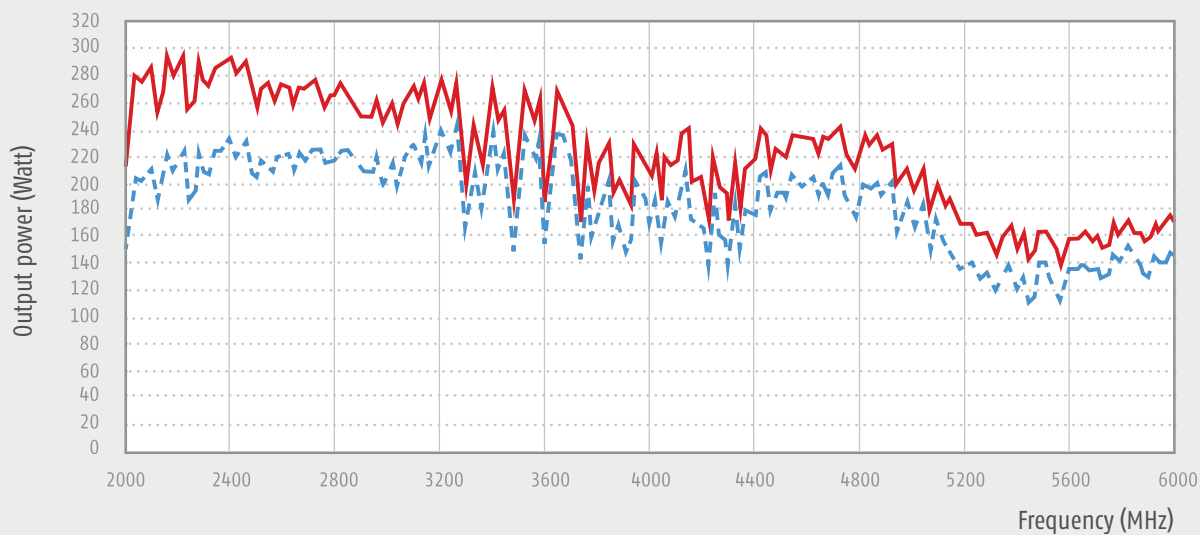
2 GHz – 6 GHz

Part Number		VLG-100F	VLG-180F
Frequency range		2GHz-6GHz	2GHz-6GHz
Output Power typ.		100 W	180 W
Output Power @ 1dB Compression, typ. min.		see Diagramm	see Diagramm
RF Input, max.		+10 dBm	+10 dBm
Gain, typ.		+54 dB	+59 dB
Flatness, typ.		±5 dB	±5 dB
Input VSWR		2:1	2:1
Harmonics @ 1 dB comp.		H2, H3 <-20 dBc	H2, H3 <-20 dBc
Class type		A	A
Input / Output Impedance		50 Ω / 50 Ω	50 Ω / 50 Ω
Connectors In / Out		N(f)N(f)	N(f)N(f)
Dimensions (mm)	W	450	600 (18U)
	H	312 (7 HU)	1050 (18 HU)
	D	640	840
Weight		37 kg	230 kg
Rated current		4.6A @ 230VAC	10A @ 230VAC
Power Supply (VAC)		200-250, 47-63 Hz	47-63Hz
Phases		1	1
Operating Temperature (°C)		0 / +35	0 / +35
Room temperature storage (°C)		-20 / +70	-20 / +70
Cooling / Forced air		Self contained fans 120l / sec. max.	Self contained fans 240l / sec. max.
Following types available:		D, DC	D, DC

VLG-100F



VLG-180F



■ Output Power (Compression max. = 3dB)

□ Output Power (Compression max. = 1dB)