



Loki-100G-5S-2P


2-port 100GE test module

The Loki-100G-5S-2P is a 2 port 100GE test module that can also test these Ethernet network speeds: 50GE, 40GE, 25GE and 10GE. This unique flexibility is provided via two physical transceiver cages, both supporting QSFP28 and QSFP+ transceivers. Both cages can be active simultaneously.

The result is a highly versatile solution for performance and functional testing of network infrastructure and Ethernet equipment capable of supporting 100GE such as switches, routers, NICs, taps, packet-brokers, and backhaul platforms.

TOP FEATURES

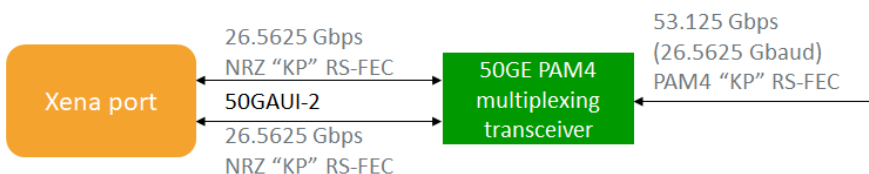
- 2 x 100GE ports
- 5-speed flexibility: 100GE, 50GE, 40GE, 25GE and 10GE
- Dual media value
- Price/performance
- Ease of use
- Free software (incl. ValkyrieManager, ValkyrieCLI, Valkyrie2544, Valkyrie1564, Valkyrie3918, and Valkyrie2889)
- 3 year's free hardware warranty
- 3 year's free software updates
- Free tech support product lifetime



PORT LEVEL FEATURES

Interface category	QSFP28 • 100GE, 50GE, 40GE*, 25GE, and 10GE* QSFP+ • 40GE and 10GE Ethernet * Depending on transceiver capabilities			
Number of test ports (software configurable)	• 2x100GE, 4x50GE, 2x50GE PAM4, 2x40GE, 8x25GE, and 8x10GE			
Interface options	<table border="0"> <tr> <td>Each cage</td> <td> <ul style="list-style-type: none"> • 1 x 100GBASE-SR4/LR4/CR4, or • 2 x 50GBASE-SR2/LR2/CR2, or • 1 x 50GBASE-SR/CR (PAM4) or • 1 x 40GBASE-SR4/LR4/CR4, or • 4 x 25GBASE-SR/LR/CR, or • 4 x 10GBASE-SR/LR/CR </td> <td> Standard 802.3bj Consortium** 802.3cd 802.3ba 802.3by/Consortium** 802.3ae </td> </tr> </table> <p>Actual interface options depend on the capabilities of the inserted transceiver. Both cages must run with the same base interface configuration (e.g. 2 x 100GE) ** As defined by 25/50 GigabitEthernet Consortium</p>	Each cage	<ul style="list-style-type: none"> • 1 x 100GBASE-SR4/LR4/CR4, or • 2 x 50GBASE-SR2/LR2/CR2, or • 1 x 50GBASE-SR/CR (PAM4) or • 1 x 40GBASE-SR4/LR4/CR4, or • 4 x 25GBASE-SR/LR/CR, or • 4 x 10GBASE-SR/LR/CR 	Standard 802.3bj Consortium** 802.3cd 802.3ba 802.3by/Consortium** 802.3ae
Each cage	<ul style="list-style-type: none"> • 1 x 100GBASE-SR4/LR4/CR4, or • 2 x 50GBASE-SR2/LR2/CR2, or • 1 x 50GBASE-SR/CR (PAM4) or • 1 x 40GBASE-SR4/LR4/CR4, or • 4 x 25GBASE-SR/LR/CR, or • 4 x 10GBASE-SR/LR/CR 	Standard 802.3bj Consortium** 802.3cd 802.3ba 802.3by/Consortium** 802.3ae		

Support of 50GBASE-SR/CR (PAM4)



Auto Negotiation and Link Training	IEEE 802.3 Clause 73, Auto-negotiation IEEE 802.3 Clause 72, Link training
Forward Error Correction (FEC)	RS-FEC (Reed Solomon) FEC, IEEE 802.3 Clause 91 (100GE) RS-FEC (Reed Solomon) FEC, IEEE 802.3 Clause 134 (50GE PAM4) RS-FEC (Reed Solomon) FEC, IEEE 802.3 Clause 108 (25GE) RS-FEC (Reed Solomon) FEC, 25/50G Ethernet Consortium (25/50GE)
Number of transceiver module cages	2xQSFP28/QSFP+
	Link state, FCS errors, pause frames, ARP/PING, error injections, training packet All traffic: RX and TX Mbit/s, packets/s, packets, bytes Traffic w/o test payload: RX and TX Mbit/s, packets/s, packets, bytes
Adjustable Inter Frame Gap (IFG)	Configurable from 16 to 56 bytes, default is 20B (12B IFG + 8B preamble)
Transmit line rate adjustment	Ability to adjust the effective line rate by forcing idle gaps equivalent to -1000 ppm (increments of 10 ppm)
Transmit line clock adjustment	From -400 to 400 ppm in steps of 0.001 ppm (shared across all ports)



ARP/PING	Supported (configurable IP and MAC address per port)
Field upgradeable	System is fully field upgradeable to product releases (FPGA images and Software)
Tx disable	Enable/disable of optical laser or copper link
IGMPv2 multicast join/leave	IGMPv2 continuous multicast join, with configurable repeat interval
Histogram statistics ¹⁾	Two real-time histograms per port. Each histogram can measure one of RX/TX packet length, IFG, or Latency distribution for all traffic, a specific stream, or a filter
Loopback modes	<ul style="list-style-type: none"> L1RX2TX – RX-to-TX, transmit byte-by-byte copy of the incoming packet L2RX2TX – RX-to-TX, swap source and destination MAC addresses (<i>*only at 10G</i>) L3RX2TX – RX-to-TX, swap source and destination MAC addresses and IP addresses (<i>*only at 10G</i>) TXON2RX – TX-to-RX, packet is also transmitted from the port TXOFF2RX – TX-to-RX, port's transmitter is idle Port-to-port – Inline loop mode where all traffic is looped 100% transparent at L1
Oscillator characteristics	<ul style="list-style-type: none"> Initial Accuracy is 3 ppm Frequency drift over 1st year: +/- 3 ppm (over 15 years: +/- 15 ppm) Temperature Stability: +/- 20 ppm (Total Stability is +/- 35 ppm)

100/50/40/25GE FRAMED PRBS AND PCS LAYERS

Payload Test pattern	PRBS 2 ³¹
Error Injection	Manual single shot bit-errors or bursts, automatic continuous error injection
Frame size and header	Fixed size from 56 to 9200 bytes, any layer 2/3/4 frame header
Alarms	Pattern loss, bit-error rate threshold
Error analysis	bit-errors: seconds, count, rate mismatch '0' / '1': seconds, count, rate logging and analysis of bit-error event timing
PCS virtual lane configuration	User defined skew insertion per Tx virtual lane, and user defined virtual lane to SerDes mapping for testing of the Rx PCS virtual lane re-order function.
PCS virtual lane statistics	Relative virtual lane skew measurement (up to 2048 bits), sync header and PCS lane marker error counters, indicators for loss of sync header and lane marker, BIP8 errors

TRANSMIT ENGINES

Number of transmit streams per port	256 (wire-speed). Each stream can generate millions of traffic flows through the use of field modifiers
Test payload insertion per stream	Wire-speed packet generation with timestamps, sequence numbers, and data integrity signature optionally inserted into each packet.
Stream statistics ¹⁾	TX Mbit/s, packets/s, packets, bytes, FCS error, Pause
Bandwidth profiles	Burst size and density can be specified. Uniform and bursty bandwidth profile streams can be interleaved
Field modifiers	16-bit header field modifiers with inc, dec, or random mode. Each modifier has configurable bit-mask, repetition, min, max, and step parameters. 8 modifiers per stream
Packet length controls	Fixed, random, butterfly, and incrementing packet length distributions from 56 to 12288 bytes
Packet payloads	Repeated user specified 1 to 18B pattern, an 8-bit incrementing pattern
Error generation	Undersize length (56 bytes min.) and oversize length (12288 bytes max.) packet lengths, injection of sequence, disorder, payload integrity, and FCS errors
TX packet header support and RX autodecodes	Ethernet, Ethernet II, VLAN, ARP, IPv4, IPv6, UDP, TCP, LLC, SNAP, GTP, ICMP, RTP, RTCP, STP, MPLS, PBB, or fully specified by user
Packet scheduling modes	<ul style="list-style-type: none"> Normal (stream interleaved mode) – standard scheduling mode, precise rates, minor variation in packet inter-frame gap Strict Uniform – new scheduling mode, with 100% uniform packet inter-frame gap, minor deviation from configured rates Sequential packet scheduling (sequential stream scheduling). Streams are scheduled continuously in sequential order, with configurable number of packets per stream Burst. Up to 10000 packets per stream are organized in bursts. Bursts from active streams form a burst group. The user specifies time from start of one burst group till start of next burst group

RECEIVE ENGINE

Number of traceable Rx streams per port	2016 (wire-speed)
Automatic detection of test payload for received packets	Real-time reporting of statistics and latency, loss, payload integrity, sequence error, and disorder error checking
Jitter measurement	Jitter (Packet Delay Variation) measurements compliant to MEF10 standard with 8 ns accuracy Jitter can be measured on up to 32 streams
Stream statistics ¹⁾	<ul style="list-style-type: none"> RX Mbit/s, packets/s, packets, bytes. Loss, payload integrity errors, sequence errors, disorder errors Min latency, max latency, average latency Min jitter, max jitter, average jitter
Latency measurements accuracy	±16 ns
Latency measurement resolution	8 ns (<i>Latency measurements can calibrate and remove latency from transceiver modules</i>)
Number of filters:	<ul style="list-style-type: none"> 4 x 64-bit user-definable match-term patterns with mask, and offset 4 x frame length comparator terms (longer, shorter) 4 x user-defined filters expressed from AND/OR'ing of the match and length terms.
Filter statistics ¹⁾	Per filter: RX Mbit/s, packets/s, packets, bytes.

¹⁾ Counter size: 64 bits



CAPTURE

Capture criteria	All traffic, stream, FCS errors, filter match, or traffic without test payloads
Capture start/stop triggers	Capture start and stop trigger: none, FCS error, filter match
Capture limit per packet	16 – 12288 bytes
Wire-speed capture buffer per port	<ul style="list-style-type: none"> • 256 kB for 100G • 128 kB for 40G
Low speed capture buffer per port (10Mbit/s speed)	4096 packets (any size)

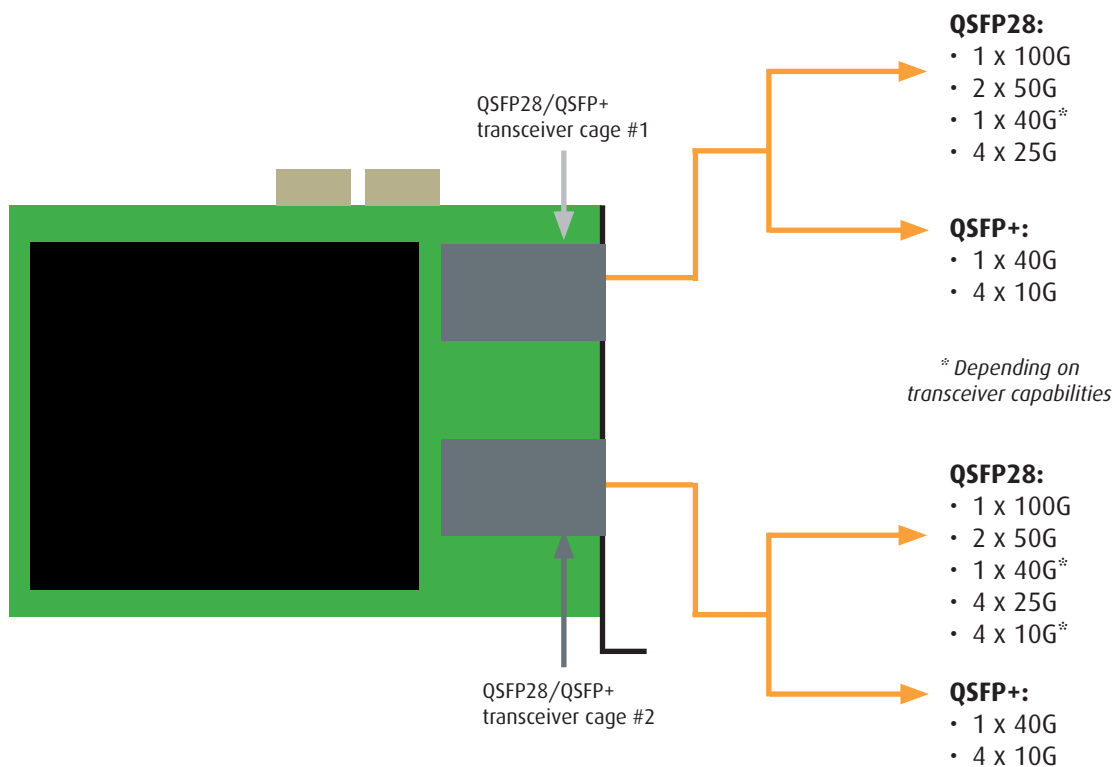
ADVANCED PHY FEATURES

Transmit Equalization Controls	<ul style="list-style-type: none"> • Tx Transmit Equalization Controls Pre-emphasis • Tx Attenuation • Tx Post-emphasis Signal Integrity Analysis • Rx Optional Auto-Tune of PHY 50 & 25Gbps Rx SerDes
--------------------------------	--

One module - multiple options

The Loki-100G-5S-2P has 2 transceiver cages. The type of transceiver used determines the speeds and number of ports available. The port number / speed configuration must be the same for both cages.

This is defined using ValkyrieManager - Xena's free traffic generation and analysis software.



SPECIFICATIONS

Dimensions

1U ValkyrieCompact

- W: 19" (48.26 cm)
- H: 1.75" (4.45 cm)
- D: 9.8" (25 cm)
- Weight: 10 lbs (4.5 kg)

Max. Noise

- ValkyrieCompact: 49 dBa
- ValkyrieBay: 58.5 dBa

4U ValkyrieBay (2 slots)

- W: 19" (48.26 cm)
 - H: 7" (17.78 cm)
 - D: 19.7" (50 cm)
 - Weight: 36.4 lbs (16.5 kg)
- This module is only supported by the Val-C12-2400 chassis.*

Environmental

- Operating Temperature: 10 to 35° C
- Storage Temperature: -40 to 70° C
- Humidity: 8% to 90% non-condensing

Power

- AC Voltage: 100-240V
- Frequency: 50-60Hz
- Max. Power: 90W (ValkyrieCompact) / 120W (ValkyrieBay)
- Max. Current: 0.8A with 120V supply, and 0.4A with 240V supply

Regulatory

- FCC (US), CE (Europe)

