

**Anritsu** Advancing beyond

# Power Master™ Frequency Selectable mmWave Power Analyzer

**MA24507A**

9 kHz to 70 GHz

**MA24510A**

9 kHz to 110 GHz



## Introduction

Power Master is the world's first frequency selectable mmWave power analyzer. It is an ultraportable USB-powered instrument that measures the RF power of signals up to 110 GHz and as low as -90 dBm. Unlike spectrum analyzers that are bulky, expensive, and complex or power meters that are not frequency dependent and have limited dynamic range, Power Master enables simple, numeric, frequency-based amplitude measurements of up to six signals from 9 kHz to 110 GHz in a package slightly larger than a cell phone and at an extremely affordable price.

## Features and Benefits

- Able to measure very low power signals as low as -90 dBm
- Excellent for over-the-air testing, especially with mmWave signals that have high propagation loss
- User settings to control measurement speeds and noise floor
- New Channel Monitor mode in PowerXpert for monitoring up to six frequency channels at once
- New Power Hunter mode in PowerXpert for searching up to six signals within a frequency range
- Mounting holes for direct mounting to probes for on-wafer testing



MA24507A mmWave Power Analyzer

Table of Contents

Definitions..... 3  
 Frequency..... 4  
 Power Measurement..... 4  
 Measurement Uncertainty..... 5  
 PowerXpert™..... 5  
 General..... 6  
 Ordering Information..... 7  
 Standard Accessories..... 7  
 Optional Accessories..... 7

Definitions

	All specifications and characteristics apply under the following conditions, unless otherwise stated:
Warm-Up Time	30 minutes
Operating Temperature Range	0 °C to 50 °C
Typical Performance	Typical performance indicates the measured performance of an average unit. Typical performance does not include guard-bands and is not covered by the product warranty. Typical specifications are shown in parenthesis, such as (-102 dB), or noted as Typical. All performance above 70 GHz is Typical.
Characteristic Performance	Characteristic performance indicates a performance designed-in and verified during the design phase. Characteristic performance is not covered by the product warranty.
ISO GUM Measurement Uncertainty	Uncertainty expressed with coverage factor of k=2.
Calibration Cycle	Anritsu recommended calibration interval is 12 months.
	All specifications subject to change without notice. For the most current data sheet, please visit the Anritsu web site: <a href="http://www.anritsu.com">www.anritsu.com</a>

**Frequency**

Range	MA24507A: 9 kHz to 70 GHz, V(m) Connector (1.85 mm) MA24510A: 9 kHz to 110 GHz, W1(m) Connector (1.0 mm)
Internal Reference	Accuracy: ±0.2 ppm (0 °C to 50 °C) Aging: ±1.0 ppm/year aging
Continuous Mode Span	30 kHz to 2 GHz max in Channel Power Measurement 10 kHz to Full Span in CW Max Measurement
Channel Monitor Mode Span	1 kHz to 20 MHz

**Power Measurement**

**Maximum Amplitude**

Frequency	Max Power <sup>a</sup>
≤ 6.15 GHz	+15 dBm
> 6.15 GHz	+10 dBm

a. Characteristic

**Average Noise Floor**

Channel Power Measurement	Channel Span	Noise Floor <sup>a</sup>
	30 kHz	-88 dBm
	10 MHz	-64 dBm
	1 GHz	-40 dBm
CW Max Measurement	Resolution	Noise Floor <sup>b</sup>
	High	-100 dBm
	Medium	-90 dBm
	Low	-80 dBm

a. Measured at 1 GHz center frequency

b. Measured at 1 GHz center frequency; 3 MHz span

**Damage Level**

Continuous	+30 dBm CW, +/- 10 VDC max
------------	----------------------------

**Ranges<sup>1</sup>**

Lower	≤ -10 dBm
Upper	> -10 dBm

**Input Match** (typical)

Frequency	V Connector		W1 Connector	
	Frequency	VSWR	Return Loss	Return Loss
9 kHz to 12.4 GHz	9 kHz to 12.4 GHz	1.29:1	18 dB	1.29:1 18 dB
> 12.4 GHz to 26.5 GHz	> 12.4 GHz to 26.5 GHz	1.43:1	15 dB	1.67:1 12 dB
> 26.5 GHz to 40 GHz	> 26.5 GHz to 40 GHz	1.58:1	13 dB	1.67:1 12 dB
> 40 GHz to 50 GHz	> 40 GHz to 50 GHz	1.67:1	12 dB	1.67:1 12 dB
> 50 GHz to 70 GHz	> 50 GHz to 70 GHz	2.10:1	9 dB	2.10:1 9 dB
> 70 GHz to 110 GHz	> 70 GHz to 110 GHz	-	-	2.10:1 9 dB

**Measurement Speed** (readings/s, characteristic)

	Span (measured at 1 GHz center frequency; no averages)		
	300 kHz	20 MHz	1 GHz
Channel Power Measurement	7	20	10
CW Max Measurement (High)	0.8	15	6
(Medium)	4	25	10
(Low)	20	25	10

**Trigger Source**

Bus
Continuous

1. Power Master allows the user to define the operating range. To avoid clipping or saturating signals, the upper range is recommended for signals above -10 dBm. Signals at or below -10 dBm will typically be able to use the lower range.

Measurement Uncertainty

Amplitude Accuracy<sup>1</sup>

Frequency	20 °C to 30 °C (after 30 minute warm-up)		0 °C to 50 °C (after 60 minute warm-up)	
	Maximum (dB)	Typical (dB)	Maximum (dB)	Typical (dB)
9 kHz to 644 MHz	±1.3	±0.5	±2.0	±0.5
> 644 MHz to 40 GHz	±1.8	±0.5	±3.0	±1.0
> 40 GHz to 70 GHz	±2.0	±0.5	±3.0	±1.0
> 70 GHz to 90 GHz	±2.2	±0.5	±3.0	±1.0
> 90 GHz to 110 GHz	±2.5	±0.5	±3.0	±1.0

Relative Power Accuracy

Frequency	Accuracy
9 kHz to < 6.15 GHz	±0.3 dB
6.15 GHz to < 40 GHz	±0.3 dB
40 GHz to ≤ 110 GHz	±0.3 dB (typical with W1 connector)

PowerXpert™

PC Requirements (version 4.0 or greater)

Processor and RAM	Equivalent to Quad Core i5 fourth generation or higher CPU, 8 GB RAM
Operating System	Microsoft® Windows® 10, 8.1, or 7; 64-bit
Hard-Disk Free Space	100 MB minimum
Display Resolution	1024 × 768 minimum
Interface	USB 3.0

System

Measurand	Channel power, CW peak power
Measurement Resolution	0.01 dB max via PowerXpert, 0.01 dB max via remote command
Offset Correction <sup>2</sup>	-100 dB to +150 dB
Units	dBm, nW, µW, mW, W
Averaging	Manual
Averaging Type	Moving
Number of Averages	1 to 1,000

Continuous Mode

Measurements	Channel power, CW max
Center Frequency	9.5 kHz to (Max Freq - 500 Hz)
Span	30 kHz to 2 GHz (Channel power), 1 kHz to Full span (CW max)
Resolution	High, medium, low

Power Hunter Mode

Measurement	CW max only
Start Frequency	9 kHz to (Max Freq - 1 kHz)
Stop Frequency	10 kHz to Max Freq
Set Minimum Power Range	-130 to 0 dBm

Channel Monitor Mode

Measurements	Channel power, CW max
Channel Frequencies	(9 kHz + Span/2) to (Max Freq - Span/2)
Span	1 kHz to 20 MHz
Number of Channels	Up to 6

1. Accuracy excludes effects of Noise and Mismatch uncertainty. Characteristic values between 67 and 70 GHz for MA24507A.

2. Offset correction feature is available only through the PowerXpert application. There is no remote command for it in the analyzer firmware.

## General

RF Connector	MA24507A: V male (1.85 mm) MA24510A: W1 male (1.0 mm)
Trigger Port	Inactive
Reference Port	For Service Only
Interface to Host	USB 3.0
Current Consumption	900 mA max
Size	155 mm x 84 mm x 27 mm (6.1 in x 3.3 in x 1.1 in)
Weight	282 g (0.62 lb)
Warranty	1 year


**Operational Requirements** Tests were performed per MIL-PRF-28800F (Class 3).

Operating Temperature Range	0 °C to 50 °C
Storage Temperature Range	-40 °C to +71 °C
Relative Humidity (non-condensing)	45 % at 50 °C 75 % at 40 °C 95 % at 30 °C
Altitude	4600 m operational max
Shock	30 g half-sine, 11 ms duration
Vibration	Sinusoidal: 5 Hz to 55 Hz, 3 g max Random: 10 Hz to 500 Hz, 2.34 g rms Power Spectral Density: 0.01 g <sup>2</sup> /Hz

**Regulatory Compliance**

European Union	EMC 2014/30/EU, EN 61326:2013, CISPR 11/EN 55011, IEC/EN 61000-4-2/3/4/5/6/8/11 Low Voltage Directive 2014/35/EU Safety EN 61010-1:2010 RoHS Directive 2011/65/EU
Australia and New Zealand	RCM AS/NZS 4417:2012
South Korea	KCC-REM-A21-0004

**Ordering Information**



**Available Models**

MA24507A	9 kHz to 70 GHz mmWave Power Analyzer
MA24510A	9 kHz to 110 GHz mmWave Power Analyzer

**Available Options**


MA24507A-098/MS24510A-098	Option 98: Standard calibration ISO/IEC 17025 and ANSI/NCSL Z540-1
MA24507A-099/MS24510A-099	Option 99: Premium calibration ISO/IEC 17025 and ANSI/NCSL Z540-1 (includes test report and uncertainty data)

**Standard Accessories** (included with instrument)




Accessory	Description	Accessory	Description
	2000-1859-R USB 3.0 Type C to Type A Cable, 1 m		2000-1605-R BNC(m) to MCX(m) Cable (qty 2)

**Optional Accessories**

**Calibrated Torque Wrenches**

Accessory	Description
	01-201 Calibrated torque wrench for K and V connectors

**Precision Fixed Attenuators**

Accessory	Description	Accessory	Description
	41VA-3 Precision, DC to 70 GHz, 1W, 3 dB, V(m) to V(f)		41W-3 Precision, DC to 110 GHz, 1W, 3 dB, W1(m) to W1 (f)
	41VA-6 Precision, DC to 70 GHz, 1W, 6 dB, V(m) to V(f)		41W-6 Precision, DC to 110 GHz, 1W, 6 dB, W1(m) to W1 (f)
	41VA-10 Precision, DC to 70 GHz, 1W, 10 dB, V(m) to V(f)		41W-10 Precision, DC to 110 GHz, 1W, 10 dB, W1(m) to W1 (f)
	41VA-20 Precision, DC to 70 GHz, 1W, 20 dB, V(m) to V(f)		

**Precision Power Divider**

**Accessory Description**



W240A  
Precision, DC to 110 GHz, 3 resistor, W1(f) input, W1(f) output

**Precision Power Splitter**

**Accessory Description**



W241A  
Precision, DC to 110 GHz, 2 resistor, W1(m) input, W1(f) output

**Precision Directional Couplers**

**Accessory Description**



MN25110A  
Precision, 20 GHz to 110 GHz, W 1(f) input, W 1(f) output, W 1 (f) coupled port

**Precision Coaxial Adapters**

**Accessory Description**

**Accessory Description**



33VVF50C  
DC to 70 GHz, V(f) to V(f), 50 Ω



34WV50  
DC to 65 GHz, W1(f) to V(m), 50 Ω



33VVF50C  
DC to 70 GHz, V(m) to V(f), 50 Ω



34WV50  
DC to 65 GHz, W1(f) to V(f), 50 Ω



34WV50  
DC to 65 GHz, W1(m) to V(m), 50 Ω



33WV50  
W1(f) to W1(f)



33WW50  
W1(m) to W1(m)




33WV50  
W1(m) to W1(f)




33WV50  
DC to 110 GHz, W1(f) to W1(f), 50 Ω











**Waveguide to Coaxial Adapters(right angle)**

Accessory	Description
	35WR22VF 33 GHz to 50 GHz, WR22 to V(f)
	35WR19VF 40 GHz to 60 GHz, WR19 to V(f)
	SC7442 60 GHz to 90 GHz, WR12 to W1(f)


**Accessory Description**

Accessory	Description
	35WR15VF 50 GHz to 65 GHz, WR15 to V(f)
	35WR10WF 75 GHz to 110 GHz, WR10 to W1(f)


**Waveguide to Coaxial End Launch Adapters** (straight through)

Accessory	Description	Accessory	Description
	1091-400-R 73.8 GHz to 110 GHz, WR10 to W1(f)		1091-457-R 39.3 GHz to 59.7 GHz, WR19 to V(f)
	1091-401-R 60.5 GHz to 92.0 GHz, WR12 to W1(f)		1091-456-R 49.9 GHz to 67.0 GHz, WR15 to V(f)
	1091-460-R 17.6 GHz to 26.7 GHz, WR42 to V(f)		1091-402-R 49.9 GHz to 75.8 GHz, WR15 to W1(f)
	1091-459-R 26.4 GHz to 40.1 GHz, WR28 to V(f)		1091-458-R 33.0 GHz to 50.1 GHz, WR22 to V(f)

**Directional Horn Antennas**

Accessory	Description	Accessory	Description
	2000-1867-R 17.6 GHz to 26.7 GHz, WR42, 25 dBi gain	2000-1871-R 49.9 GHz to 75.8 GHz, WR15, 25 dBi gain	
	2000-1868-R 26.4 GHz to 40.1 GHz, WR28, 25 dBi gain	2000-1872-R 60.0 GHz to 90.0 GHz, WR12, 25 dBi gain	
	2000-1869-R 33.0 GHz to 50.1 GHz, WR22, 25 dB gain	2000-1873-R 75.0 GHz to 110.0 GHz, WR10, 25 dBi gain	
	2000-1870-R 39.3 GHz to 59.7 GHz, WR19, 25 dBi gain		

**USB Cable Extender**

Accessory	Description
	2000-1888-R USB 3.0 Powered Extension Cable, 10 m, (32 ft) (up to two can be used in series for a total length of 20 m)

Notes

## Training at Anritsu

Anritsu has designed courses to help you stay up to date with technologies important to your job. For available training courses, visit: [www.anritsu.com/training](http://www.anritsu.com/training)



### • United States

**Anritsu Americas Sales Company**  
450 Century Parkway, Suite 190,  
Allen, TX 75013, U.S.A.  
Phone: +1-800-Anritsu (1-800-267-4878)

### • Canada

**Anritsu Electronics Ltd.**  
700 Silver Seven Road, Suite 120,  
Kanata, Ontario K2V 1C3, Canada  
Phone: +1-613-591-2003  
Fax: +1-613-591-1006

### • Brazil

**Anritsu Eletronica Ltda.**  
Praça Amadeu Amaral, 27 - 1 Andar  
01327-010 - Bela Vista - Sao Paulo - SP, Brazil  
Phone: +55-11-3283-2511  
Fax: +55-11-3288-6940

### • Mexico

**Anritsu Company, S.A. de C.V.**  
Blvd Miguel de Cervantes Saavedra #169 Piso 1,  
Col. Granada, Mexico, Ciudad de Mexico,  
11520, MEXICO  
Phone: +52-55-4169-7104

### • United Kingdom

**Anritsu EMEA Ltd.**  
200 Capability Green,  
Luton, Bedfordshire, LU1 3LU, U.K.  
Phone: +44-1582-433200  
Fax: +44-1582-731303

### • France

**Anritsu S.A.**  
12 avenue du Québec, Immeuble Goyave,  
91140 VILLEBON SUR YVETTE, France  
Phone: +33-1-60-92-15-50

### • Germany

**Anritsu GmbH**  
Nemetschek Haus, Konrad-Zuse-Platz 1,  
81829 München, Germany  
Phone: +49-89-442308-0  
Fax: +49-89-442308-55

### • Italy

**Anritsu S.r.l.**  
Spaces Eur Arte, Viale dell'Arte 25, 00144 Roma, Italy  
Phone: +39-6-509-9711

### • Sweden

**Anritsu AB**  
Kistagången 20 B, 2 tr, 164 40 Kista, Sweden  
Phone: +46-8-534-707-00

### • Finland

**Anritsu AB**  
Technopolis Aviapolis, Teknobulevardi 3-5 (D208.5.),  
FI-01530 Vantaa, Finland  
Phone: +358-20-741-8100

### • Denmark

**Anritsu A/S**  
c/o Regus Winghouse, Ørestads Boulevard 73, 4th  
floor,  
2300 Copenhagen S, Denmark  
Phone: +45-7211-2200

### • Russia

**Anritsu EMEA Ltd.**  
**Representation Office in Russia**  
Tverskaya str. 16/2, bld. 1, 7th floor,  
Moscow 125009, Russia  
Phone: +7-495-363-1694  
Fax: +7-495-935-8962

### • Spain

**Anritsu EMEA Ltd.**  
**Representation Office in Spain**  
Paseo de la Castellana, 141.  
Planta 5, Edificio Cuzco IV  
28046, Madrid, Spain  
Phone: +34-91-572-6761

### • Austria

**Anritsu EMEA GmbH**  
Am Belvedere 10, A-1100 Vienna, Austria  
Phone: +43-(0)1-717-28-710

### • United Arab Emirates

**Anritsu EMEA Ltd.**  
**Anritsu A/S**  
Office No. 164, Building 17, Dubai Internet City  
P. O. Box - 501901, Dubai, United Arab Emirates  
Phone: +971-4-3758479

### • India

**Anritsu India Private Limited**  
6th Floor, Indiqube ETA, No.38/4, Adjacent to EMC2,  
Doddanekundi, Outer Ring Road,  
Bengaluru - 560048, India  
Phone: +91-80-6728-1300  
Fax: +91-80-6728-1301

### • Singapore

**Anritsu Pte. Ltd.**  
11 Chang Charn Road, #04-01, Shriro House  
Singapore 159640  
Phone: +65-6282-2400  
Fax: +65-6282-2533

### • Vietnam

**Anritsu Company Limited**  
16th Floor, Peakview Tower, 36 Hoang Cau Street,  
O Cho Dua Ward, Dong Da District, Hanoi, Vietnam  
Phone: +84-24-3201-2730

### • P.R. China (Shanghai)

**Anritsu (China) Co., Ltd.**  
Room 2701-2705, Tower A, New Caohejing  
International Business Center No. 391 Gui Ping Road  
Shanghai, 200233, P.R. China  
Phone: +86-21-6237-0898  
Fax: +86-21-6237-0899

### • P.R. China (Hong Kong)

**Anritsu Company Ltd.**  
Unit 1006-7, 10/F., Greenfield Tower, Concordia Plaza,  
No. 1 Science Museum Road, Tsim Sha Tsui East,  
Kowloon, Hong Kong, P.R. China  
Phone: +852-2301-4980  
Fax: +852-2301-3545

### • Japan

**Anritsu Corporation**  
8-5, Tamura-cho, Atsugi-shi, Kanagawa, 243-0016  
Japan  
Phone: +81-46-296-6509  
Fax: +81-46-225-8352

### • South Korea

**Anritsu Corporation, Ltd.**  
5FL, 235 Pangyoyeok-ro, Bundang-gu, Seongnam-si,  
Gyeonggi-do 13494, South Korea  
Phone: +82-31-696-7750  
Fax: +82-31-696-7751

### • Australia

**Anritsu Pty. Ltd.**  
Unit 20, 21-35 Ricketts Road,  
Mount Waverley, Victoria 3149, Australia  
Phone: +61-3-9558-8177  
Fax: +61-3-9558-8255

### • Taiwan

**Anritsu Company Inc.**  
7F, No. 316, Sec. 1, NeiHu Rd., Taipei 114, Taiwan  
Phone: +886-2-8751-1816  
Fax: +886-2-8751-1817

List Revision Date: 20210610