

# FTBx-720C LAN/WAN Access OTDR

OPTIMIZED FOR MULTIMODE AND SINGLEMODE ACCESS NETWORK TESTING



**iOLM**  
READY

**EF** READY

**EXFO Connect**  
Compatible



NEW OTDR  
GENERATION

The ideal construction OTDRs for everyday field testing in any access network. With an iOLM application for both singlemode and multimode testing, it's the most automated and intelligent troubleshooting tool for FTTA, LAN and data centers.

SPEC SHEET

## KEY FEATURES

- Dynamic range of up to 36 dB in singlemode
- Event dead zone as low as 0.7 m and attenuation dead zone of 3 m
- Live fiber testing at 1625 nm
- Combined singlemode/multimode wavelengths
- Encircled Flux (EF) ready: use with external launch mode conditioner for EF-compliant multimode results
- iOLM -ready: one-touch multiple acquisitions, with clear go/no-go results presented in a straightforward visual format

## APPLICATIONS

- Access network testing
- PON characterization and in-service troubleshooting (1x32)
- LAN/WAN characterization
- Private networks
- Data-center certification and troubleshooting
- Fronthaul/backhaul (FTTA, FTTT, remote radio heads, DAS and small cells)

## COMPLEMENTARY PRODUCTS



**Platform**  
FTB-2/FTB-2 Pro



**Fiber Inspection Probe**  
FIP-400B (Wi-Fi or USB)



**Encircled Flux (EF) Conditioner**  
SPSB-EF-C30

## LOADED WITH FEATURES TO BOOST YOUR EFFICIENCY



### REAL-TIME AVERAGING

Activates the OTDR laser in continuous shooting mode, the trace refreshes in real time and allows to monitor the fiber for a sudden change. Perfect for a quick overview of the fiber under test.



### AUTOMODE

Used as a discovery mode, this feature automatically adjusts the distance range and the pulse width in function of the link under test. It is recommended to adjust the parameters to perform additional measurements to locate other events.



### ZOOM TOOLS

Zoom and center to facilitate the analysis of your fibers. Draw a window around the area of interest and center in the screen quicker.



### SET PARAMETERS ON THE FLY

Dynamically change OTDR settings for the ongoing acquisition without stopping or returning to submenus.



### MACROBEND FINDER

This built-in feature enables the unit to automatically locate and identify macrobends, no need to spend further time analyzing the traces.



### BIDIRECTIONAL ANALYSIS (VIA FASTREPORTER 2 DATA POST-PROCESSING SOFTWARE)

Recommended to ensure true splice characterization, bidirectional analysis combines results from both directions to provide an average loss for each event. For a more complete event characterization, use iOLM and benefit from maximum resolution on both directions (multiple pulse widths at multiple wavelengths), as well as a consolidated view.



### DATA CENTER CABLE CERTIFICATION (iCERT<sup>a</sup>)

iCERT option turns the iOLM into an intelligent tier-2 certifier with automated pass/fail thresholds for SM/MM cables, helping fiber installers to certify or troubleshoot any enterprise or datacenter network according to the recognized international standards (including TIA-568, ISO 11801).

#### Note

a. This software option is only available if you select the iOLM or Oi application.

## TROUBLESHOOTING HIGH-SPEED MULTIMODE NETWORKS WITH ENCIRCLED FLUX

**EF** READY



EF launch fiber  
(SPSB-EF-C30)

Whether for expanding enterprise-class businesses or large-volume data centers, new high-speed data networks built with multimode fibers are running under tighter tolerances than ever before. In the event of failure, intelligent and accurate test tools are needed to quickly find and fix the fault.

Multimode fibers are the trickiest links to test, because the test results are highly dependent on each device's output conditions. Troubleshooting with a unit other than the construction unit may mislead the technician or result in the inability to find the fault, creating longer network downtimes.

For multimode fibers, EXFO recommends using an external launch mode conditioner that is Encircled Flux (EF)-compliant. The EF standard (as recommended in TIA-568 via TIA-526-14-B and IEC 61280-4-1 Ed. 2.0) is a way of controlling the source launch conditions so that tier-2 troubleshooting can be performed with maximum accuracy and consistency.

## QUAD OPTION FOR MULTIMODE UNITS

The multimode units offer maximum flexibility by featuring a unique quad-ready ability.

Upgrading to the quad option is easy and instantaneous, thanks to a software key that activates the singlemode wavelengths. Singlemode wavelengths are pre-calibrated at the factory, so you are ready to test singlemode fibers right after the upgrade with no other constraints. This will save you both time and money.



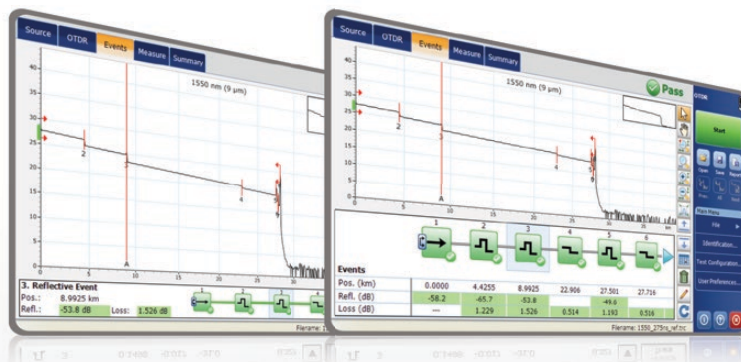
## LOOKING FOR ICON-BASED MAPPING?

### Linear View (Included on All EXFO OTDRs)

Available on our OTDRs since 2006, the linear view simplifies the reading of an OTDR trace by displaying icons in a linear way for each wavelength. This view converts the graph data points obtained from a traditional single pulse trace into reflective or non-reflective icons. With applied pass/fail thresholds, it becomes easier to pinpoint faults on your link.

This improved version of linear view provides the flexibility to display both the OTDR graph and its linear view without having to toggle to analyze your fiber link.

Although this linear view simplifies the OTDR reading of a single pulse width's trace, the user will still need to set the OTDR parameters. In addition, multiple traces must often be performed in order to fully characterize the fiber links. See the section below to learn how the iOLM can perform this automatically and with more accurate results.



## iOLM—REMOVING THE COMPLEXITY FROM OTDR TESTING

OTDR TESTING COMES WITH ITS LOAD OF CHALLENGES...



WRONG  
OTDR TRACES



COUNTLESS TRACES  
TO ANALYZE



REPEATING THE  
SAME JOB TWICE



COMPLEX INSTRUMENT  
TRAINING/SUPPORT

**iOLM** | intelligent Optical  
Link Mapper

**In response to these challenges, EXFO developed a better way to test fiber optics:**

The iOLM is an OTDR-based application designed to simplify OTDR testing by eliminating the need to configure parameters, and/or analyze and interpret multiple complex OTDR traces. Its advanced algorithms dynamically define the testing parameters, as well as the number of acquisitions that best fit the network under test. By correlating multipulse widths on multiple wavelengths, the iOLM locates and identifies faults with maximum resolution—all at the push of a single button.

## HOW DOES IT WORK?

Dynamic  
multipulse  
acquisition



Intelligent  
trace analysis



All results  
combined into a  
single link view



Comprehensive  
diagnosis



**Turning traditional OTDR testing into clear, automated, first-time-right results for technicians of any skill level.**

Patent protection applies to the intelligent Optical Link Mapper, including its proprietary measurement software. EXFO's Universal Interface is protected by US patent 6,612,750.

## THREE WAYS TO BENEFIT FROM THE iOLM

COMBO



Run both iOLM and OTDR applications (Oi code)

UPGRADE



Add the iOLM software option to your iOLM-ready unit, even while in the field

iOLM ONLY



Order a unit with the iOLM application only

## iOLM FEATURES VALUE PACK

In addition to the standard iOLM feature set, you can select added-value features as part of the **Advanced** or **Pro** packages. Please refer to the intelligent Optical Link Mapper (iOLM) specification sheet for the complete and most recent description of these value packs.

## GET THE BEST OUT OF YOUR DATA POST-PROCESSING



### ONE SOFTWARE DOES IT ALL

This powerful reporting software is the perfect complement to your OTDR. It allows creating and customizing reports to fully address your needs.



## FIBER CONNECTOR INSPECTION AND CERTIFICATION—THE ESSENTIAL FIRST STEP BEFORE ANY OTDR TESTING



### ConnectorMax2

Taking the time to properly inspect a fiber-optic connector using an EXFO fiber inspection probe can prevent a host of issues from arising further down the line, thus saving you time, money and trouble. Moreover, using a fully automated solution with autofocus capabilities will turn this critical inspection phase into a fast and hassle-free one-step process.

### DID YOU KNOW THAT THE CONNECTOR OF YOUR OTDR/iOLM IS ALSO CRITICAL?

The presence of a dirty connector at an OTDR port or launch cable can negatively impact your test results, and even cause permanent damage during mating. Therefore, it is critical to regularly inspect these connectors to ensure that they are free of any contamination. Making inspection the first step of your OTDR best practices will maximize the performances of your OTDR and your efficiency.

## FIVE MODELS TO FIT YOUR BUDGET

FEATURES	USB WIRED			WIRELESS	
	Basic FIP-410B	Semi-Automated FIP-420B	Fully-Automated FIP-430B	Semi-Automated FIP-425B	Fully-Automated FIP-435B
Three magnification levels	✓	✓	✓	✓	✓
Image capture	✓	✓	✓	✓	✓
Five-megapixel CMOS capturing device	✓	✓	✓	✓	✓
Automatic fiber image-centering function	X	✓	✓	✓	✓
Automatic focus adjustment	X	X	✓	X	✓
Onboard pass/fail analysis	X	✓	✓	✓	✓
Pass/fail LED indicator	X	✓	✓	✓	✓
Wi-Fi Connectivity	X	X	X	✓	✓

For additional information, please refer to the FIP-400B USB or FIP-400B wireless specification sheets.

## AVAILABLE IN THE FTB-2/FTB-2 PRO PLATFORM

The FTB-2, available in a standard or Pro model, is the most compact solution on the market for **multirate, multitechnology, multiservice testing**, delivering all the power of a high-end platform in a conveniently sized, go-anywhere field-testing tool.



### INTUITIVE INTERFACE

Widescreen display and single touch gesture support.



### UNMATCHED CONNECTIVITY

Wi-Fi, Bluetooth, Gigabit Ethernet and multiple USB ports.



### INCREASED PRODUCTIVITY






Store, push and share test data automatically.

## DO MORE BY GOING FTB PRO

The Windows 8.1 Pro operating system allows for a wide choice of 3<sup>rd</sup> party applications and supports an extensive range of USB devices.

- › Start faster, multitask
- › Use any Office suite
- › Connect to printers, cameras, keyboards, mice, and more

### Bring Your Own Apps

-  Share your desktop (e.g. using TeamViewer)
-  Antivirus software
-  Communicate via email services and OTT apps
-  Record and automate actions
-  Share files via cloud-based storage

## GO FTB PRO!



## SOFTWARE TEST TOOLS

This series of platform-based software testing tools enhance the value of the FTB-2 Pro platform, providing additional testing capabilities without the need for additional modules or units.

### EXpert TEST TOOLS

#### EXpert VoIP TEST TOOLS

EXpert VoIP generates a voice-over-IP call directly from the test platform to validate performance during service turn-up and troubleshooting.

- › Supports a wide range of signaling protocols, including SIP, SCCP, H.248/Megaco and H.323
- › Supports MOS and R-factor quality metrics
- › Simplifies testing with configurable pass/fail thresholds and RTP metrics

#### EXpert IP TEST TOOLS

EXpert IP integrates six commonly used datacom test tools into one platform-based application to ensure that field technicians are prepared for a wide range of testing needs.

- › Rapidly performs debugging sequences with VLAN scan and LAN discovery
- › Validates end-to-end ping and traceroute
- › Verifies FTP performance and HTTP availability

#### EXpert IPTV TEST TOOLS

This powerful IPTV quality assessment solution enables set-top-box emulation and passive monitoring of IPTV streams, allowing quick and easy pass/fail verification of IPTV installations.

- › Real-time video preview
- › Analyzes up to 10 video streams
- › Comprehensive QoS and QoE metrics including MOS score

### AUTOMATE ASSET MANAGEMENT. PUSH TEST DATA IN THE CLOUD. GET CONNECTED.

#### EXFO | Connect

EXFO Connect pushes and stores test equipment and test-data content automatically in the cloud, allowing you to streamline test operation from build-out to maintenance.



## PRELIMINARY SPECIFICATIONS <sup>a</sup>

TECHNICAL SPECIFICATIONS	
Wavelength (nm) <sup>b</sup>	850, 1300, 1310, 1550 and 1625 (live)
Dynamic range (dB) <sup>c</sup>	27, 29, 36, 35, 35
Event dead zone (m) <sup>d</sup>	Singlemode: 0.7 Multimode: 0.6
Attenuation dead zone (m) <sup>e</sup>	3
PON dead zone (m) <sup>f</sup>	35
Distance range (km)	Multimode: 0.1 to 40 Singlemode: 0.1 to 260
SM live-port built-in filter	1625 nm: highpass >1595 nm isolation >50 dB from 1270 nm to 1585 nm
Pulse width (ns)	Multimode: 3 to 1000 Singlemode: 3 to 20 000
Launch conditions <sup>g</sup>	Encircled Flux (EF)-compliant
Linearity (dB/dB)	±0.03
Loss threshold (dB)	0.01
Loss resolution (dB)	0.001
Sampling resolution (m)	Multimode: 0.04 to 5 Singlemode: 0.04 to 10
Sampling points	Up to 256 000
Distance uncertainty (m) <sup>h</sup>	±(0.75 + 0.0025 % x distance + sampling resolution)
Measurement time	User-defined (maximum: 60 minutes)
Reflectance accuracy (dB) <sup>b</sup>	±2
Typical real-time refresh (Hz)	4

### Notes

a. All specifications valid at 23 °C ± 2 °C with an FC/APC connector, unless otherwise specified.

b. Typical.

c. Typical dynamic range with longest pulse and 3-minute averaging at SNR = 1.

d. Typical, for reflectance at -55 dB, using a 3-ns pulse.

e. Typical, for reflectance at -55 dB in singlemode (at 1310 nm) and -35 dB in multimode, using a 3-ns pulse. Attenuation dead zone is 4 m typical with reflectance below -45 dB in singlemode (at 1310 nm).

f. Non-reflective FUT, non-reflective splitter, 13-dB loss, 50-ns pulse, typical value.

g. Compliant with Encircled Flux TIA-526-14-B and IEC 61280-4-1 Ed. 2.0 using an external EF conditioner (SPSB-EF-C-30).

h. Does not include uncertainty due to fiber index.

## GENERAL SPECIFICATIONS

Size (H x W x D)	210 mm x 254 mm x 50 mm (8 1/4 in x 10 in x 2 in)
Weight	0.9 kg (2 lb)
Temperature Storage	-40 °C to 70 °C (-40 °F to 158 °F)
Relative humidity	0% to 95% non-condensing

## LASER SAFETY



## ORDERING INFORMATION

### FTBx-720C-XX-XX-XX-XX

#### Model

FTBx-720C = OTDR

#### Optical configuration

SM1 = SM OTDR, 1310/1550 nm

SM2 = SM OTDR, 1310/1550 nm and 1625 nm live <sup>a</sup>

Q1 = MM OTDR, 850/1300 nm. QUAD-ready <sup>a</sup>

Q1-QUAD = QUAD OTDR, 850/1300 nm and 1310/1550 nm

#### Base Software

OTDR = Enables OTDR application only

iOLM = Enables iOLM application only

Oi = Enables OTDR and iOLM applications

#### iOLM Software Option <sup>b</sup>

00 = iOLM standard

iADV = iOLM advanced

iPRO = iOLM pro

iCERT = iOLM Tier-2 certification

#### Singlemode and Multimode Connector <sup>c</sup>

EA-EUI-28 = APC/DIN 47256

EA-EUI-89 = APC/FC narrow key

EA-EUI-91 = APC/SC

EA-EUI-95 = APC/E-2000

EA-EUI-98 = APC/LC

EI-EUI-28 = UPC/DIN 47256

EI-EUI-89 = UPC/FC narrow key

EI-EUI-90 = UPC/ST

EI-EUI-91 = UPC/SC

EI-EUI-95 = UPC/E-2000

EI-EUI-98 = UPC/LC

EI connectors = See section below about APC connectors

Example: FTBx-720C-SM1-OTDR-EA-EUI-89

#### Notes

a. The two ports are configured with the same adapter.

b. Please refer to the intelligent Optical Link Mapper (iOLM) specification sheet for the complete and most recent description of these value packs.

c. Multimode connectors available in EI (UPC) only.

## EI CONNECTORS



To maximize the performance of your OTDR, EXFO recommends using APC connectors on singlemode port. These connectors generate lower reflectance, which is a critical parameter that affects performance, particularly in dead zones. APC connectors provide better performance than UPC connectors, thereby improving testing efficiency.

For best results, APC connectors are mandatory with the iOLM application.

Note: UPC connectors are also available. Simply replace EA-XX by EI-XX in the ordering part number. Additional connector available: EI-EUI-90 (UPC/ST).

**2TEST** — российский производитель и поставщик комплексных телекоммуникационных, контрольно-измерительных и инфраструктурных решений, более 23 лет обеспечивает клиентов передовыми инструментами для мониторинга, тестирования и оптимизации сетей мобильной и фиксированной связи, контроля качества предоставляемых услуг и анализа пользовательского опыта (СЕМ).

Компания 2TEST является официальным дистрибьютором EXFO в России и осуществляет прямые поставки всего спектра продуктов производителя в заданные сроки. Штат квалифицированных инженеров позволяют 2test выполнять работы любой сложности по внедрению, интеграции и сопровождению поставляемых решений, обеспечивая заказчика высококлассной технической экспертизой и поддержкой на всех стадиях проекта.